



AUSANGATE TREK TO RAINBOW MOUNTAIN 3 DAYS



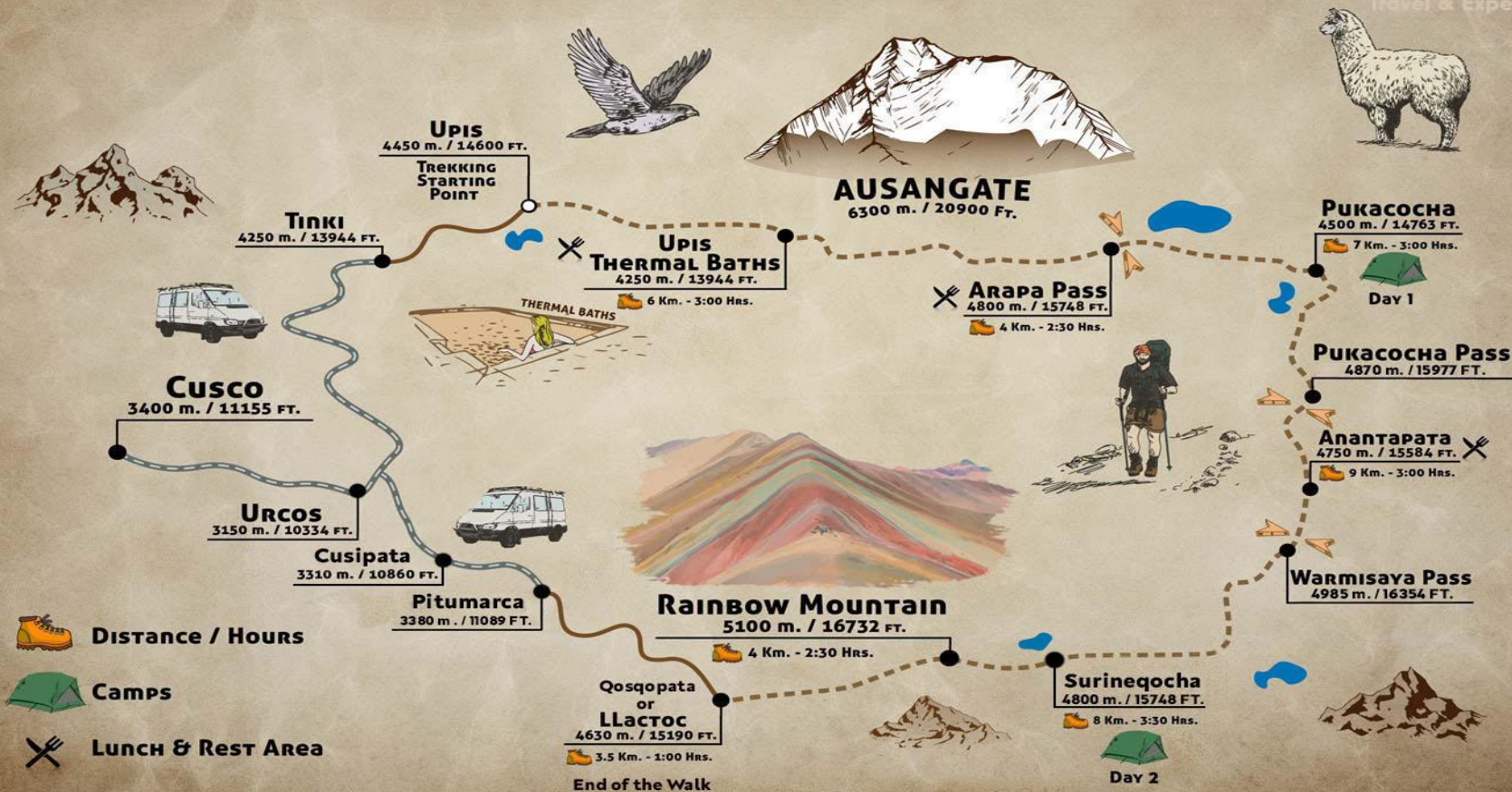
DESCRIPTION

Ausangate trek 3 days is a short hike that will take you to the rainbow mountain and the red valley, through impressive landscapes and colorful lakes. If you are looking to see the best part of the rainbow mountain and at the same time get to know the Ausangate mountain this 3 day trek is perfect for you, as you will be the first to arrive at the rainbow mountain around 5:00 PM. You will also enjoy the sunrise without people around you.

The solid ice of Ausangate, the red valleys, the colorful mountains, the turquoise lakes and the impressive peaks of the Ausangate snow-capped mountain make this adventure unique. Due to its lesser known location, the area receives relatively few visitors. This means that you can experience local history almost on your own, surrounded by nothing but spectacular views and mountains stretching across the Vilcanota Mountain Range. Spectacular views of the Andes are found throughout the trek in Ausangate, a journey full of incredible stories, breathtaking views, herds of llamas/alpacas and a visit to Rainbow Mountain.

AUSANGATE TREK TO RAINBOW MOUNTAIN

3 Days Trek





FULL ITINERARY

AUSANGATE TREK TO RAINBOW MOUNTAIN 3 DAYS

Why Take the Ausangate Trek To Rainbow Mountain 3 Days?

- ✓ This area is simply stunning, with sparkling lagoons, Mars-like red valleys, and dramatic landscapes.
- ✓ If you enjoy hiking, this region certainly merits more of your time. You will quickly realize that while Rainbow Mountain may have become a popular tourist attraction for backpackers and daytrippers, few realize this part of Peru's true beauty.
- ✓ Everyone dreams of wanderings off the beaten tourist path, discovering hidden gems in a world region.
- ✓ The earthly rainbow of vibrant colors is an indescribable visual feast, and the fact that it is also one of the least-known wonders of South America certainly adds to the appeal for discerning explorers.
- ✓ It's incredible to discover that this is one of Peru's remotest and least-visited regions, although it's found only a hundred or so km from Cusco, as the crow flies.
- ✓ Salkantay Trekking arranges a wide range of treks to Rainbow Mountain and the other natural highlights surrounding Ausangate.

Your exciting experience begins today at 5:00 am. We'll stop by your hotel to pick you up and transfer you in our private transport for 3 hours to the starting point of our trek in the small town of Upis. There you'll enjoy the first breakfast prepared by our talented chef, and you'll be able to look out in wonder at an amazing landscape. This meal will give you all the nourishment and energy you need to get hiking.

After a short time, we'll be on our way, and the adventure begins. We'll gradually ascend over 3 hours towards the place where we have lunch. During this part of the journey, we'll be able to observe the majestic Ausangate Mountain in the distance, so be sure to have your camera to hand. Our team will be waiting for you at our first stop with a hot herbal tea before you indulge in a delicious lunch. You'll have time to enjoy a short rest and recuperate your energy before continuing the day's hike.

After lunch, we'll start a two-hour uphill hike towards the Arapa Pass (4,800 m / 15,748 ft). Then we'll descend for three and a half hours to Hatun Pucacocha lake, where our camp is located. On the way, we'll appreciate Yanacocha Lake as well. You'll be at the very foot of the mighty Ausangate Mountain! You'll be amazed at the size and sheer beauty of this icy peak.

Once in the camp, you can serve yourself some hot chocolate or coffee, and then a little later, dinner will be ready. It'll then be time to retire to your bed for some well-earned rest.

**WALKING DISTANCE**

17 km / 10.56 mi

**MEALS**

Breakfast, lunch, dinner

**ACCOMMODATION**

Private Camps



We'll wake you up this morning with a hot cup of coca leaf tea to help you acclimatize and start the day in the best way possible. Did you know that this leaf has been used for centuries for the same purpose? As soon as you open your tent, you'll get to observe the magical lights of dawn on the huge glacier that glistens and sparkles in the sunlight. Then we'll enjoy a delicious and nutritious breakfast to help us on our way.

Our walk will start with a two-hour uphill climb towards the Puca Pass (4,870 m / 15,977 ft). Along the way, you'll be able to spot an amazing eroded mountain, beautiful high Andean valleys, and, if you're lucky, the majestic flight of the condor, the largest flying bird in the world. You'll also witness the beauty of several glacial lagoons, such as Huchuy Pucacocha and Hatun Pucacocha. Make sure you capture some memorable photos of these picturesque sights.

A little later, we'll descend for one hour and a half to Anantapata, our lunch spot, for another delicious meal and then ascend for two hours to the Warmisaya Pass (4,985 m / 16,354 ft). From here, you'll be able to appreciate the sacred mountain of Ausangate from a new angle and the Rainbow Mountain, as well as the endless Vilcanota mountain range.

Then we'll descend for 1 hour to Surinecocha (4,800 m / 15,748 ft), where our camp is located. When we arrive, you'll be greeted with a hot drink to warm you up. Before a highly-deserved night of rest, you'll enjoy the dinner prepared by our chef and his assistant. You'll definitely be amazed at the delicacies they prepare so far up in the mountains!.

**WALKING DISTANCE**

10 km / 6.21 mi

**MEALS**

Breakfast, lunch, dinner

**ACCOMMODATION**

Private Camps

You're in for another early start today as our trek reaches a climax. After having an energizing breakfast, we'll head out to explore the famous Vinicunca or Rainbow Mountain. We'll start ascending for two hours to the pass located at 5,100 m / 16,732 ft. From here, you'll get a beautiful view of the spectacular Rainbow Mountain, which you're sure to feel as though you're in a dream when looking at this creation of Mother Nature!

Our guide will explain why these mountains are so special. Its impressive display of colors is all due to sedimentary layers of minerals that were exposed by erosion. Remember that this type of phenomenon can only be seen in two places around the world: Peru and China. Make the most of your time to connect with the energy of the mountains and enjoy this truly unique landscape.

After spending plenty of time looking out over the surreal landscape, we'll walk for an hour to Llacto, where a tasty lunch awaits us. We'll finish our day and epic adventure with a 3-hour drive in our private transport to drop you off at the door of your accommodation in Cusco.

**WALKING DISTANCE**

6.5 km / 4.04 mi

**MEALS**

Breakfast, lunch

**RAINBOW MOUNTAIN. ALT**

5,100 m / 16,732 ft



INCLUSIONS

INCLUDED / NOT INCLUDED

At Peru Hike company, we specify the included and non-included services under all the tour itineraries listed on our website. We take care of all the logistics, but please pay attention to the details to avoid missing anything. Some items may be different for specific programs, so please read carefully before booking with us.

WHAT IS INCLUDED?

High Quality Service & Safety

- ✓ Pre-departure briefing
- ✓ Experienced Guide speaks English and Spanish
- ✓ A professional cook only for our group
- ✓ Medical Kit – First Aid Kit
- ✓ Private Camping Equipment
- ✓ One duffle bag per person
- ✓ Customer Service 24/7

Permits & Entrance Tickets

- ✓ Entrance ticket to Ausangate Trek
- ✓ Entrance ticket to Rainbow Mountain

Transportation

- ✓ Private transportation from your hotel in Cusco to the start of the trek.
- ✓ Horses, and muleteers horses carry your 8-kg / 16-pound personal items.
- ✓ Return transportation from the end of the trek to Cusco to your Hotel.

Meals


- ✓ Meals: 3 Breakfasts, 3 Lunches, and 2 Dinners
- ✓ Meals: vegetarian and vegan
- ✓ Water
- ✓ Wake up tea
- ✓ Tea Time or Happy Hour
- ✓ Snacks on the trail daily
- ✓ Products for hygiene

Accommodation

- ✓ Personal Accommodation in Private Campsites

Extra inclusions


- ✓ Emergency horse to ride
- ✓ PRO Air sleeping pad, Thermo-Rest brand
- ✓ Sleeping bag
- ✓ trekking stick
- ✓ Extra oxygen



WHICH IS NOT INCLUDED?

What Is Not Included?

- Travel Insurance
- Tips for our staff





BEFORE YOU GO

Is it for me?

We want to make your trip to Peru as memorable and as carefree as possible. In this section, you'll find the answers to all the questions you have about traveling with Peru Hike Company in one place. Please read the following information carefully – it will help you with any questions about our services.

How many days do I need to acclimate in Cusco before the Trek?

It's very important to be well acclimated to the altitude before exerting yourself on a trek. We recommend that you arrive in Cusco at least 2 or 3 days before the trek starts to help you adjust and avoid possible problems with altitude sickness while on the trek. You might have already been in another area of Peru at a high altitude before arriving in Cusco. In that case, we still recommend you have a whole day in Cusco to rest, recover from your travel, and enjoy the sights and sounds of Cusco before departing for the trek. Here are some suggestions for activities to do in the Cusco vicinity before starting your adventure trek:

City Tour and Sacred Valley



City Tour



Sacred Valley



Briefing or Informative Meeting

All information meetings and briefings are held in our main office in Cusco (or your hotel) at 5:00 pm, one night before the tour begins. These meetings last approximately 30 to 45 minutes. If you're unable to attend, you must coordinate another meeting with me by email, by phone or at the Peru Hike Company office.




Trek Balance Payment (in Cusco)

The trek has to be paid for in full at most 6:30 pm one day before your departure (generally after the briefing). It would be much appreciated if you pay the trek balance in cash US dollars or local currency at our office in Cusco. You can withdraw some money from several ATMs along Avenida Sol (either in US dollars or local Peruvian Soles). You can pay by credit card or PAYPAL online, but you will have to pay an charge, charged by VISA and PAYPAL. We do not accept bank checks or payment of the balance by traveler's checks.



Group tours

Group tours are made up of different types of people, then physical conditions and ages can vary. By agreeing to be part of a group tour, you also accept that some people may be faster or slower than you. Therefore, each person can go at their own pace on the route. It may be the case that a group wishes to modify the tour; however, the guide will be the one who decides, after consulting with all the participants, if such modifications are possible.



Strikes and demonstrations

Strikes and demonstrations are usually common in Peru, and this may interrupt some of our tours. Roads can be blocked, and train tracks can be taken over. However, we will try to keep your trip as originally planned, even if it means leaving the night before the scheduled date. Under these circumstances, tours may also be canceled. In case of changes or cancellations, everything will be coordinated with you by our operations department. Your safety is our highest priority, and our decisions will be made to protect it.



Lost Objects

Please pay attention to where you leave your things and remember to take everything once you leave our transport, tents, or restaurants. You're the only one responsible for your objects during the tour.



Duffel Bag or Canvas Case

You'll receive a canvas case or duffel bag during your briefing. Our horses will carry them, and the horsemen will hand them to you when you get to each camp. They measure 60 x 24 x 22 cm (23.6 x 9.45 x 8.66 in). A maximum of 8 kg / 17 lb is allowed for each duffel bag, including the weight of your sleeping bag, sleeping mat, clothes, and other personal items.



Can I store my luggage at your office?

Of course! During the trip, your main luggage can be stored at our office (you can organize it with us on the briefing day or by email) or at your hotel, both free of charge. Any equipment that you won't need on the trek can be stored safely in your hotel. Nearly every hotel will provide this service. Don't leave items of value with your bags; put them in the hotel safe and obtain an itemized receipt (in the unlikely case of the, many insurance companies require that you have a copy of the receipt itemizing everything). It's best to put items such as credit cards inside a sealed, signed envelope for extra peace of mind.



Pick up of guests

Peru Hike Company can pick you up from your hotel, as long as it's in the Historical Center of Cusco. Your guide will coordinate the pickup in the briefing session, but please keep in mind that the time may vary between 30 and 45 minutes due to traffic. Cusco is an old city, meaning it has many narrow cobble streets. Some hotels and Airbnbs may be located on streets without access to cars or on long, steep slopes, making it difficult to transport luggage. We strongly recommend that you book accommodation with good access.

THANKS!

DO YOU HAVE ANY QUESTIONS?



24 HRS. EMERGENCY

CALL: +51 917815987

[Opening hours – 7:30 am to 19:30 pm]



Phone: +51 917815987

Email: info@peruhike.com

web: www.peruhike.com



Location:

[Cusco, Peru Click here](#)

