




SALKANTAY TREK 5 DAYS CLASSIC SERVICE



DESCRIPTION

5-Day Salkantay Trek is one of the most scenic and adventurous ways to reach [Machu Picchu](#), with the 5-day trek offering the best options. It has glacier mountains, picturesque lakes such as Humantay and Salcantay Lake, and passes through the Amazon jungle, making this one of the most beautiful and interesting treks in all of Peru.

When you book this tour with us, you'll enjoy the best services at affordable prices. We offer exclusive camps with newly-built Mountain Sky Huts, glass igloos, professional knowledgeable guides, and supporting staff, we have all-inclusive itinerary options to make sure you don't miss a thing. We'll pass by brilliantly-blue lakes, reach heights up to 4,630 meters, and pass by the waterfalls, rivers, and hot springs.

We will also trek through the original Inca Trail to the Llastapata ruins, where you will have a fantastic view of Machu Picchu from a different angle, motivating you to finish the final stretch before you make it to the famous lost city of the Incas.

5-Day Salkantay trek is listed by National Geographic as 1 of 25 "World's Best Treks." Choose an experienced, highly-rated company for your Salkantay Trek to Machu Picchu and make it an amazing and unforgettable experience.

SALKANTAY TREK CLASSIC

5 Days Trek





FULL ITINERARY

SALKANTAY TREK 5 DAYS CLASSIC SERVICE

Why Take the Salkantay Trek 5 Days Classic Service?

- ✓ Enjoy the scenic views of Salkantay Mountain
- ✓ Visit Humantay Lake and Salkantay Lake
- ✓ Make a small ritual for the Andean gods and learn about the Inca religion
- ✓ Enjoy our friendly customer service and experienced guides
- ✓ Eat delicious meals and freshly prepared and vegan, vegetarian food or any dietary restrictions are available, without any extra charge
- ✓ Hike through the different types of landscapes, such as cloud forests, highlands, grassy hills, and Andean valleys
- ✓ Reach 4,700 meters (15,420 feet) in elevation along the Salkantay Pass
- ✓ Explore Machu Picchu and the surrounding area with an expert and knowledgeable tour guide
- ✓ Visit the Inca ruins of Llactapata and hike on the original Inca Trail
- ✓ Hike one of National Geographic's 25 "World's Best Treks"
- ✓ Sleep in comfort under the stars in our Mountain Sky Huts located in private campsites

After picking up everyone from their respective places or hotel, we left Cusco around 5:45 am to the town of Mollepata by car for 2 hours. Once in Mollepata, we stop to have a delicious breakfast also You pay 20 soles of the entrance fee to the local municipality.

Then we continue by car 1 hour more to challacancha where we will meet with the horse guys and horse who will take all the luggage, food, and the 6 kilos of each hiker belongings.

After You will begin with a moderate three-hour hike to Soraypampa (3,900 m / 12,795 ft), where we will spend the first night. The first part of the section is relatively flat with a slight ascent through a deep glacier valley. You will notice that much of the trail follows a restored Inca water canal, which local farmers still use today.

Once in Soraypampa, you will settle into our exclusive Sky Camp for the night. You will have some time to rest after enjoying your first lunch around the mountains. After recharging your energy, we will start hiking up to the beautiful Humantay Lake (4,200 m /13,780 ft).

We start the uphill hike to Humantay lake for 2 hours, When you arrive at the lagoon you will have enough time to explore, photograph the place and the guide will explain all the meaning of the Humantay lagoon.

After a couple of hours in the lake, we start to go back down 1,5 hours to Soraypampa camp, once you arrive in the camp you will enjoy a cup of hot tea or coffee.

If you are tired, you can rest in the MOUNTAIN SKY HUST which are the cabins with glass doors, inside there are pillows, sleeping pad and it has illumination for the night.

**WALKING DISTANCE**

10 km / 6.21 mi

**MEALS**

lunch, dinner

**ACCOMMODATION**

Private Camps



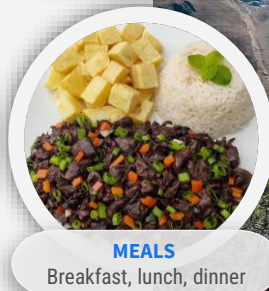
The second day of the trek is the most difficult, as it consists of 20 kilometers of trekking and takes you to the highest point of the whole trek, (4,630 m / 15,190 ft) meters above sea level. The cooks will wake you up around 5:00 am with a cup of hot coca tea as you take your time to repack and get ready for the nutritious breakfast that will be served around 5:45 am. After breakfast, it is time to start hiking up to the highest point of the trek 4630 m. This will take 3 to 4 hours of uphill hiking at a regular to slow pace.

Once you are at the highest point, you will have time to enjoy the mountains, take pictures, learn about the mountain gods, and take part in a small traditional Andean ritual for the Apus mountain god. You'll then start hiking down for 2 hours before we rest with a delicious lunch and continue for 3 more hours of downhill hiking to the second camp, Collpapampa, which is located at (2,900 m / 9,514 ft) meters and marks the beginning of the Peruvian Amazon. At camp Collpapampa, we will provide you with your camping equipment, hot tea, and dinner.

There is also an optional hot shower offered by locals that can be used for 10 soles. You can also buy some drinks such as beer, soda, water



WALKING DISTANCE
22 km / 13.7 miles



MEALS
Breakfast, lunch, dinner



ACCOMMODATION
Private Camps



On the third day, we will wake up in the beautiful (but warm) jungle. We'll wake you up around 6:00 am with a cup of coca tea as the cooks are preparing the delicious breakfast.

Around 7:00 am, we'll begin our 5-hour hike along the Santa Teresa Valley which is formed by the Salkantay River, after 5 hours of hiking we arrive at La Playa Sahuayaco.

Along the trail, you'll see plantations for coffee, bananas, avocados, Coca, passion fruit, and more. Once we arrive at La Playa Sahuayaco, we will take local transportation to the third campsite, Lucmabamba, which is about a one-hour drive.


At camp, we'll share a delicious lunch before heading out to the hot springs of Colcampayo (optional). Colcampayo is about a 55-minute car ride from camp. We'll spend a couple of hours relaxing in the natural, clean water of the hot springs before heading back to camp for tea time, a warm dinner, and a group bonfire. All of these activities are optional, so if you'd rather lay back and relax at camp—you are certainly welcome to!.

**WALKING DISTANCE**

16 km / 9.94 miles

**MEALS**

Breakfast, lunch, dinner

**ACCOMMODATION**

Private Camps



Llactapata is an Inca ruin located along the Salkantay trail, which you will have the chance to visit on the fourth day. From Llactapata, you will enjoy a beautiful view of Machu Picchu from a unique angle. For this beautiful trek, we'll start with an early breakfast, around 5:30 am, before taking local transportation for 45 minutes to Lucmabamba.

Upon arrival, we'll start the 3-hour uphill hike along the original Inca trail until we arrive in the Inca ruins of Llactapata once at the Inca site you will have plenty of time in Llactapata to enjoy the views of Machu Picchu and Huayna Picchu Mountain, and if the weather is good, you'll get one more glimpse of Salkantay Mountain.

Afterward, we'll hike downhill for 2 hours, arriving in Hidroelectrical for a nutritious lunch and much-earned rest. The final part of the hike is a 3-hour hike along the train tracks to Aguas Calientes. Once you arrive in the small town, we'll take you to your hotel where you can shower and rest before our final supper at 7:00 pm in a local restaurant. After dinner, we'll head to bed, anxious for our final day and ultimate reward: Machu Picchu

Note: During the rainy season, the hike up the Llactapata Trail is not 100% guaranteed due to safety concerns. When heavy rains are frequent, this trail becomes very dangerous.

**WALKING DISTANCE**

25 km / 15.53 miles

**MEALS**

Breakfast, lunch, dinner

**ACCOMMODATION**

Private Camps

Finally, we go to see the impressive Machu Picchu. You'll wake around 4:00 am to get ready for the hike to Machu Picchu main entrance. Each person will be given a packed breakfast and we will start the 30-minute walk to Puente Ruinas checkpoint where you will have to show your passport, Machu Picchu ticket, and student ID if applicable. After passing the first checkpoint, we will climb the stairs for about one hour to reach Machu Picchu's main gate by 6:00 am.

Once everybody meets at the gate, we enter Machu Picchu and begin our 2.5-hour guided tour in the famous Inca site, where you will learn everything about The Lost City of The Incas.

After the guided tour, you'll have free time to explore Machu Picchu on your own. The time that you will spend in Machu Picchu will depend on how you are going back to Cusco (train or car) and whether you want to climb the Montaña Machu Picchu or Huayna Picchu Mountain, which must be booked in advance the entrance tickets..

If you booked the extra ticket for HUAYNAPICCHU you will need 2.5 hours for hiking up and down

If you booked the extra ticket for MACHU PICCHU MONATAÑA you will need 3.5 hours for hiking up and down

After visiting Machu Picchu and its surrounding area is time to return to Cusco.

**WALKING DISTANCE**

5 km / 3.10 mi

**TOUR IN MACHU PICCHU**

3 – 4 Hours

**RETURN BY TRAIN**

Return to Cusco





INCLUSIONS

INCLUDED / NOT INCLUDED

At Peru Hike company, we specify the included and non-included services under all the tour itineraries listed on our website. We take care of all the logistics, but please pay attention to the details to avoid missing anything. Some items may be different for specific programs, so please read carefully before booking with us.

WHAT IS INCLUDED?

High Quality Service & Safety

- ✓ Pre-departure briefing
- ✓ Experienced Guide speaks English and Spanish
- ✓ A professional cook only for our group
- ✓ Medical Kit – First Aid Kit
- ✓ Private Camping Equipment
- ✓ One duffle bag per person
- ✓ Customer Service 24/7

Permits & Entrance Tickets

- ✓ Entrance ticket to machupicchu Archaeological Site.

Transportation

- ✓ Private transportation from your hotel in Cusco to the start of the trek.
- ✓ Horses, and muleteers horses carry your 8-kg / 16-pound personal items.
- ✓ Return transportation from the end of the trek to Cusco to your Hotel.

Meals

- ✓ Meals: 4 Breakfasts, 4 Lunches, and 4 Dinners
- ✓ Meals: vegetarian and vegan
- ✓ Water
- ✓ Wake up tea
- ✓ Tea Time or Happy Hour

Accommodation

- ✓ Personal Accommodation in Private Campsites
- ✓ Hotel in Aguas Calientes

Extra inclusions

- ✓ Extra oxygen



WHICH IS NOT INCLUDED?

What Is Not Included?

- Travel Insurance
- Tips for our staff
- Sleeping bag **rent it with us for \$10.**
- trekking stick **rent it with us for \$10.**
- entrance ticket to Salkantay (S/20).





BEFORE YOU GO

Is it for me?

We want to make your trip to Peru as memorable and as carefree as possible. In this section, you'll find the answers to all the questions you have about traveling with Peru Hike Company in one place. Please read the following information carefully – it will help you with any questions about our services.

How many days do I need to acclimate in Cusco before the Trek?

It's very important to be well acclimated to the altitude before exerting yourself on a trek. We recommend that you arrive in Cusco at least 2 or 3 days before the trek starts to help you adjust and avoid possible problems with altitude sickness while on the trek. You might have already been in another area of Peru at a high altitude before arriving in Cusco. In that case, we still recommend you have a whole day in Cusco to rest, recover from your travel, and enjoy the sights and sounds of Cusco before departing for the trek. Here are some suggestions for activities to do in the Cusco vicinity before starting your adventure trek:

City Tour and Sacred Valley



City Tour



Sacred Valley



Briefing or Informative Meeting

All information meetings and briefings are held in our main office in Cusco (or your hotel) at 5:00 pm, one night before the tour begins. These meetings last approximately 30 to 45 minutes. If you're unable to attend, you must coordinate another meeting with me by email, by phone or at the Peru Hike Company office.




Trek Balance Payment (in Cusco)

The trek has to be paid for in full at most 6.30 pm one day before your departure (generally after the briefing). It would be much appreciated if you pay the trek balance in cash US dollars or local currency at our office in Cusco. You can withdraw some money from several ATMs along Avenida Sol (either in US dollars or local Peruvian Soles). You can pay by credit card or PAYPAL online, but you will have to pay an charge, charged by VISA and PAYPAL. We do not accept bank checks or payment of the balance by traveler's checks.



Group tours

Group tours are made up of different types of people, then physical conditions and ages can vary. By agreeing to be part of a group tour, you also accept that some people may be faster or slower than you. Therefore, each person can go at their own pace on the route. It may be the case that a group wishes to modify the tour; however, the guide will be the one who decides, after consulting with all the participants, if such modifications are possible.



Strikes and demonstrations

Strikes and demonstrations are usually common in Peru, and this may interrupt some of our tours. Roads can be blocked, and train tracks can be taken over. However, we will try to keep your trip as originally planned, even if it means leaving the night before the scheduled date. Under these circumstances, tours may also be canceled. In case of changes or cancellations, everything will be coordinated with you by our operations department. Your safety is our highest priority, and our decisions will be made to protect it.



Lost Objects

Please pay attention to where you leave your things and remember to take everything once you leave our transport, tents, or restaurants. You're the only one responsible for your objects during the tour.



Duffel Bag or Canvas Case

You'll receive a canvas case or duffel bag during your briefing. Our horses will carry them, and the horsemen will hand them to you when you get to each camp. They measure 60 x 24 x 22 cm (23.6 x 9.45 x 8.66 in). A maximum of 6 kg is allowed for each duffel bag, including the weight of your sleeping bag, sleeping mat, clothes, and other personal items.



Can I store my luggage at your office?

Of course! During the trip, your main luggage can be stored at our office (you can organize it with us on the briefing day or by email) or at your hotel, both free of charge. Any equipment that you won't need on the trek can be stored safely in your hotel. Nearly every hotel will provide this service. Don't leave items of value with your bags; put them in the hotel safe and obtain an itemized receipt (in the unlikely case of the, many insurance companies require that you have a copy of the receipt itemizing everything). It's best to put items such as credit cards inside a sealed, signed envelope for extra peace of mind.



Pick up of guests

Peru Hike Company can pick you up from your hotel, as long as it's in the Historical Center of Cusco. Your guide will coordinate the pickup in the briefing session, but please keep in mind that the time may vary between 30 and 45 minutes due to traffic. Cusco is an old city, meaning it has many narrow cobbled streets. Some hotels and Airbnbs may be located on streets without access to cars or on long, steep slopes, making it difficult to transport luggage. We strongly recommend that you book accommodation with good access.

THANKS!

DO YOU HAVE ANY QUESTIONS?



24 HRS. EMERGENCY

CALL: +51 917815987

[Opening hours – 7:30 am to 19:30 pm]



Phone: +51 917815987

Email: info@peruhike.com

web: www.peruhike.com



Location:

[Cusco, Peru Click here](#)

