

A hiker with a large backpack and trekking poles stands on a rocky, brownish mountain trail. A small dog sits beside the hiker. In the background, a massive, jagged mountain peak is covered in snow and partially shrouded in mist. The sky is a clear, pale blue.

AUSANGATE TREK TO RAINBOW MOUNTAIN TREK 4 DAYS



DESCRIPTION

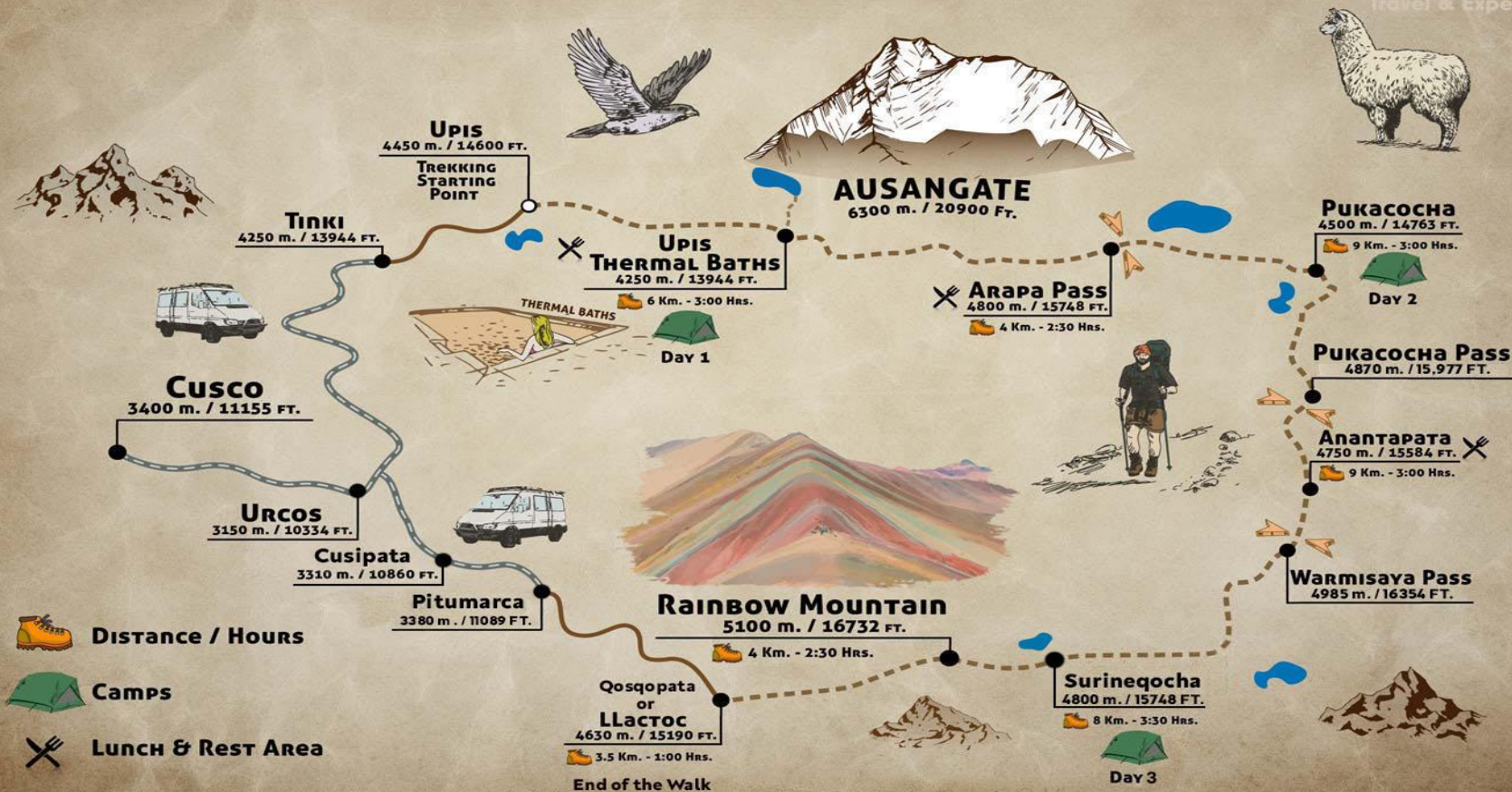
Ausangate And Rainbow Mountain Trek 4 Days is an excellent trek, it will surely be an unforgettable adventure where you can enjoy the hot springs in front of the magnificent Apu Ausangate. You will hike through unique places where you will be surrounded by colorful lakes and snowy mountains decorated with herds of alpacas. Get ready to discover the magic and the intense colors of the [Rainbow Mountain of Peru](#), also known as Vinicunca. This magnificent spectacle of nature is located in the Vilcanota mountain range, near the highest snow-capped peak in the Cusco region, the Apu Ausangate (6,384 masl / 20,945 fasl) considered a principal sacred deity for the Andean cosmovision. From pre-Inca times until today, this mountain has been a place of worship and offering.

The Ausangate Trek and Rainbow Mountain tour is designed to offer you an unforgettable experience in a relatively short time. You will travel deserted roads and deep valleys. You'll enjoy the company of herds of alpacas and llamas while contemplating crystalline lagoons at the foot of this imposing sacred mountain. Also, you'll challenge your physical resistance to reach the majestic Rainbow Mountain.

Let this surreal landscape envelop yourself in the Andes of Peru in the company of the best adventure travel specialists in the city. Imagine that a mountain covered in intense colors appears in front of your eyes: magenta, turquoise, yellow. It's not a dream; it's a real natural wonder! So get ready for a fantastic trip on a route not yet saturated by travelers.

AUSANGATE TREK TO RAINBOW MOUNTAIN

4 Days Trek





FULL ITINERARY

AUSANGATE TREK TO RAINBOW MOUNTAIN TREK 4 DAYS

Why Take the Ausangate And Rainbow Mountain Trek 4 Days?

- ✓ Explore the unique natural formations on earth the Rainbow Mountain with a specialist guide.
- ✓ Hike across remote Andean valleys and passes on the breathtaking Ausangate Trek.
- ✓ Connect your body and mind with the best energy of the apus and sacred mountains of the Incas.
- ✓ Share unique experiences with the last descendants of the Incas, and you will learn their ancestral rites and traditions.
- ✓ Complete the stunning Ausangate trek and visit the Rainbow Mountain before the crowds arrive.
- ✓ View the Andean wildlife – Condors, llamas, vicunas, and alpacas.

We'll pick you up from your accommodation at 5:00 am to start our rural adventure and drive for 3 hours, in our private transport, to the town of Upis. Upis is situated in the middle of the Cusco highlands and offers you impressive views of the horizon.

When we get there to the small town, we'll introduce you to the rest of your trekking team of cooks and horsemen. We'll then be on our way and start by hiking up a wide, ascending path to the northeast face of the impressive Ausangate mountain.

After three-hour walking amidst farming fields and beautiful traditional houses in a gentle up, we'll reach Upis camp where we'll enjoy lunch. Later in the afternoon, we'll have the option to walk in a two-hour round trip to Wayna Ausangate Lake. Happy hour (tea time) will be ready at your return and then dinner. We'll camp surrounded by the sacred mountains of Ausangate who'll watch over you while you sleep.



WALKING DISTANCE

10 km / 6.21 mi



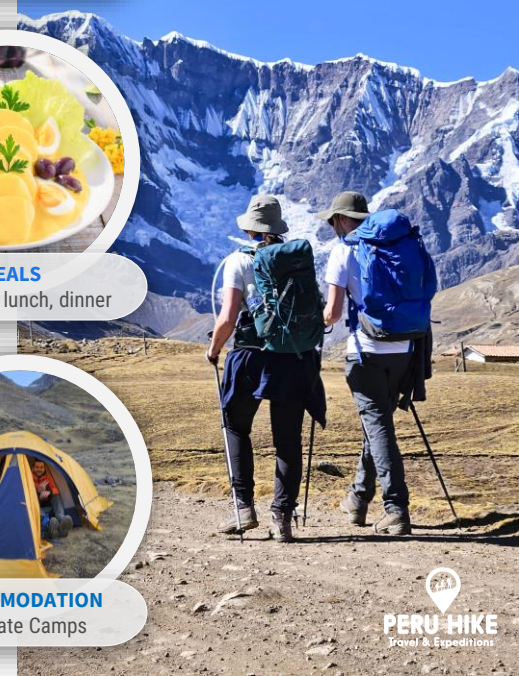
MEALS

Breakfast, lunch, dinner



ACCOMMODATION

Private Camps



We'll wake you up today with a hot herbal tea of coca leaves or coffee in your tent to give you the energy boost you need to get going. Then, we'll savor a delicious breakfast in the cold of the high mountains that'll warm you through.

We'll begin our walk today for two hours and a half through a beautiful high Andean valley towards the Arapa pass with the spectacular Ausangate glacier as a constant companion. From the top of the opening (4,800 m / 15,748 ft), the landscape's beauty will be multiplied, and you'll stare in awe at Mother Nature's humungous creations. You'll observe the size of the mountain range and, if you're lucky, the condor's beautiful flight—the largest flying bird in the entire world. Our guide will also explain a little more about the impressive local flora and fauna.

Then, we'll begin to descend for one hour and a half to discover the beauty of the multi-colored crystalline lagoons of Yanaqocha (black lagoon) and Pukaqochas (red lagoons), as well as several waterfalls. Make sure you have your camera handy all day to capture some pretty photos to remember your epic trip by. At this point, we'll have an excellent lunch. Later, we'll arrive at our Hatun Pukaqocha camp located at 4,500 m / 14,764 ft.

In the afternoon, we can explore the vicinity of the lakes and relax and drink some delicious tea. A nutritious dinner awaits you this evening, and you'll be able to reflect on the day's hiking with your fellow trekkers and team. Then, you'll head to bed for the night.



WALKING DISTANCE

11 km / 6.84 mi



MEALS

Breakfast, lunch, dinner



ACCOMMODATION

Private Camps

There's nothing better for your body than waking up to a hot herbal tea of coca leaves—it's been drunk since the Inca times and is a great natural way to get an energy boost. You'll get up early this morning to start one of the most beautiful days of the entire excursion.

After a hearty breakfast, we'll go uphill for 2 hours to Puka pass (4,870 m / 15,977 ft). Along the route this morning, you'll be amazed by the stunning views of the glaciers and deep green valleys. Feel the impressive presence of the Apu Ausangate and take photos of its beautiful turquoise lagoons.

Once you reach the top, you'll spot the giant face of the Apu Ausangate right in front of you. You're sure to feel the immense energy it boasts and see why it means so much to the people in the Andes. You'll also observe the extended beauty of the Chilca Valley, where llamas and alpacas will be wandering around and grazing quietly. You'll already be able to see the beginning of the Rainbow Mountain range with its striking stripes of colors from this opening.

After taking some more photographs, we'll start with a gradual descent for one hour and a half to our lunch spot, located in Anantapata (4,750 m / 15,584 ft). Once we've filled our hungry stomachs, we'll take the opportunity to rest and relax a little before continuing with an ascent for 2 hours to the Warmisaya (4,985 m / 16,354 ft).

From there, you'll feel like you're a bird flying through the mountains and can observe the vastness of the horizon. We only have to descend one hour to Surineqocha lagoon, where our night's camp will be waiting for you. You'll be able to observe the incredible sunset behind Rainbow Mountain that'll fill you with tranquility and a wonderful feeling of inner peace. After another excellent dinner, it'll be time to head to bed.

**WALKING DISTANCE**

10 km / 6.2 mi

**MEALS**

Breakfast, lunch, dinner

**ACCOMMODATION**

Private Camps

Enjoy a sunrise summit to the Rainbow Mountain!

After a tasty breakfast at 4:00 am, we'll make our way over to the Rainbow Mountain to contemplate this colorful valley lit by the golden light of dawn. You'll have time to enjoy this paradise for 1 hour before the large crowds begin to arrive. Our expert guide will take you directly to the key places so you can get the best pictures and make the most of your time on this beautiful site.

Your guide will explain in detail why this mountain has such unique colors and why it was only "discovered" in recent years. It's one of the most amazing places in South America and one of Peru's main natural attractions. The only other colored mountains that are remotely similar can be found in China.

After enjoying this gem from the Peruvian Andes, we'll begin our trek towards the spectacular Red Valley. Very few tourists visit this place that seems to be taken from another planet—almost like Mars. You'll be surprised not only by its incredible beauty but also by the immense tranquility that'll surround you. Take a deep breath and feel the joy of being alive. It only takes 45 minutes of walking to get to the viewpoint from where you'll get the best views of the valley.

Finally, we'll make a two-hour descent through ancient Andean communities and herds of llamas. You'll notice these small communities still preserve ancient traditions to this day. After a delicious last lunch, a bus will be waiting for you to take you back to your accommodation in Cusco.

**WALKING DISTANCE**

6.5 km / 4.04 mi

**MEALS**

Breakfast, lunch, dinner

**RAINBOW MOUNTAIN. ALT**

5,100 m / 16,732 ft



INCLUSIONS

INCLUDED / NOT INCLUDED

At Peru Hike company, we specify the included and non-included services under all the tour itineraries listed on our website. We take care of all the logistics, but please pay attention to the details to avoid missing anything. Some items may be different for specific programs, so please read carefully before booking with us.

WHAT IS INCLUDED?

High Quality Service & Safety

- ✓ Pre-departure briefing
- ✓ Experienced Guide speaks English and Spanish
- ✓ A professional cook only for our group
- ✓ Medical Kit – First Aid Kit
- ✓ Private Camping Equipment
- ✓ One duffle bag per person
- ✓ Customer Service 24/7
- ✓ Extra oxygen

Permits & Entrance Tickets

- ✓ Entrance ticket to Ausangate Trek
- ✓ Entrance ticket to Rainbow Mountain

Transportation

- ✓ Private transportation from your hotel in Cusco to the start of the trek.
- ✓ Horses, and muleteers horses carry your 8-kg / 16-pound personal items.
- ✓ Return transportation from the end of the trek to Cusco to your Hotel.

Meals

- ✓ Meals: 4 Breakfasts, 4 Lunches, and 3 Dinners
- ✓ Meals: vegetarian and vegan
- ✓ Water
- ✓ Wake up tea
- ✓ Tea Time or Happy Hour
- ✓ Snacks on the trail daily
- ✓ Products for hygiene

Accommodation

- ✓ Personal Accommodation in Private Campsites

Extra inclusions


- ✓ Emergency horse to ride
- ✓ Pillows throughout the tour
- ✓ Polar Sheets
- ✓ PRO Air sleeping pad, Therma-Rest brand
- ✓ Sleeping bag
- ✓ trekking stick



WHICH IS NOT INCLUDED?

What Is Not Included?

- Travel Insurance
- Tips for our staff





BEFORE YOU GO

Is it for me?

We want to make your trip to Peru as memorable and as carefree as possible. In this section, you'll find the answers to all the questions you have about traveling with Peru Hike Company in one place. Please read the following information carefully – it will help you with any questions about our services.

How many days do I need to acclimate in Cusco before the Trek?

It's very important to be well acclimated to the altitude before exerting yourself on a trek. We recommend that you arrive in Cusco at least 2 or 3 days before the trek starts to help you adjust and avoid possible problems with altitude sickness while on the trek. You might have already been in another area of Peru at a high altitude before arriving in Cusco. In that case, we still recommend you have a whole day in Cusco to rest, recover from your travel, and enjoy the sights and sounds of Cusco before departing for the trek. Here are some suggestions for activities to do in the Cusco vicinity before starting your adventure trek:

City Tour and Sacred Valley



City Tour



Sacred Valley



Briefing or Informative Meeting

All information meetings and briefings are held in our main office in Cusco (or your hotel) at 5:00 pm, one night before the tour begins. These meetings last approximately 30 to 45 minutes. If you're unable to attend, you must coordinate another meeting by email, by phone or at the Peru Hike Company office.




Trek Balance Payment (in Cusco)

The trek has to be paid for in full at most 6.30 pm one day before your departure (generally after the briefing). It would be much appreciated if you pay the trek balance in cash US dollars or local currency at our office in Cusco. You can withdraw some money from several ATMs along Avenida Sol (either in US dollars or local Peruvian Soles). You can pay by credit card or PAYPAL online, but you will have to pay a charge, charged by VISA and PAYPAL. We do not accept bank checks or payment of the balance by traveler's checks.



Group tours

Group tours are made up of different types of people, then physical conditions and ages can vary. By agreeing to be part of a group tour, you also accept that some people may be faster or slower than you. Therefore, each person can go at their own pace on the route. It may be the case that a group wishes to modify the tour; however, the guide will be the one who decides, after consulting with all the participants, if such modifications are possible.



Strikes and demonstrations

Strikes and demonstrations are usually common in Peru, and this may interrupt some of our tours. Roads can be blocked, and train tracks can be taken over. However, we will try to keep your trip as originally planned, even if it means leaving the night before the scheduled date. Under these circumstances, tours may also be canceled. In case of changes or cancellations, everything will be coordinated with you by our operations department. Your safety is our highest priority, and our decisions will be made to protect it.



Lost Objects

Please pay attention to where you leave your things and remember to take everything once you leave our transport, tents, or restaurants. You're the only one responsible for your objects during the tour.



Duffel Bag or Canvas Case

You'll receive a canvas case or duffel bag during your briefing. Our horses will carry them, and the horsemen will hand them to you when you get to each camp. They measure 60 x 24 x 22 cm (23.6 x 9.45 x 8.66 in). A maximum of 8 kg / 17 lb is allowed for each duffel bag, including the weight of your sleeping bag, sleeping mat, clothes, and other personal items.



Can I store my luggage at your office?

Of course! During the trip, your main luggage can be stored at our office (you can organize it with us on the briefing day or by email) or at your hotel, both free of charge. Any equipment that you won't need on the trek can be stored safely in your hotel. Nearly every hotel will provide this service. Don't leave items of value with your bags; put them in the hotel safe and obtain an itemized receipt (in the unlikely case of the, many insurance companies require that you have a copy of the receipt itemizing everything). It's best to put items such as credit cards inside a sealed, signed envelope for extra peace of mind.



Pick up of guests

Peru Hike Company can pick you up from your hotel, as long as it's in the Historical Center of Cusco. Your guide will coordinate the pickup in the briefing session, but please keep in mind that the time may vary between 30 and 45 minutes due to traffic. Cusco is an old city, meaning it has many narrow cobbled streets. Some hotels and Airbnbs may be located on streets without access to cars or on long, steep slopes, making it difficult to transport luggage. We strongly recommend that you book accommodation with good access.

THANKS!

DO YOU HAVE ANY QUESTIONS?



24 HRS. EMERGENCY

CALL: +51 917815987

[Opening hours – 7:30 am to 19:30 pm]



Phone: +51 917815987

Email: info@peruhike.com

web: www.peruhike.com



Location:

[Cusco, Peru Click here](#)

