



# AUSANGATE & RAINBOW MOUNTAIN TREK 6 DAYS



## DESCRIPTION

The Ausangate and rainbow mountain Trek 6 days is one of Cusco's best options for nature and trekking lovers. It's an epic journey through the foothills of the most important sacred mountain south of Cusco: The incredible Ausangate glacier that sits at 6,372 m / 20,905 ft.

On this amazing journey, you'll visit remote Andean towns, enjoy relaxing hot springs and photograph the turquoise glow of beautiful crystalline lagoons dotted throughout the route. If you're passionate about hiking in the mountains, learning about local customs and traditions, and are looking for an intense experience in remote areas of Peru, this package is perfect for you.

Whether you're traveling with a partner or your family or friends, you can join us on this incredible adventure through the mountains of Peru and by the immense glacier Ausangate. This journey is perfect for those who want to get off-the-beaten-path, away from the crowds, and immerse themselves in culture and nature.

The Ausangate glacier is the most sacred in the entire Cusco region, which receives a huge amount of respect, pilgrimages, and offerings from Andean communities. It stands majestically at 6,372 m / 20,905 ft and is Peru's fifth-highest peak. Being in close proximity to this gigantic Apu will make you feel at peace as you soak up the energy it radiates.

This hike takes you over mountain passes, incredible mountain scenery, remote Andean villages, hot springs, colorful mountains, and different colored lakes. You'll learn customs and traditions from communities that maintain ancient traditions to this day.

So, what are you waiting for? This epic journey awaits in the remote mountain regions of Peru. Travel in peace with Peru Hike Company knowing that every last detail is planned for you. All you have to do is enjoy your adventure.



# Ausangate And Rainbow Mountain

## 6 Day Trek

  
**PERU HIKE**  
Travel & Expeditions





# FULL ITINERARY

## AUSANGATE TREK TO RAINBOW MOUNTAIN 6 DAYS

### Why take the Ausangate and rainbow mountain trek 6 days?

- ✓ Hike through the Cordillera Vilcanota, a breathtakingly beautiful mountain range approximately four hours south of Cusco.
- ✓ Enjoy an unforgettable adventure in the middle of the Andean mountain range surrounded by incredible views everywhere you look.
- ✓ Contemplate the immensity of the valleys and huge mountains from spectacular viewpoints.
- ✓ Marvel at gigantic glaciers and colorful crystalline lagoons.
- ✓ Discover the lifestyle of the Andean settlers and take the opportunity to make new friends.
- ✓ Learn all about local customs and traditions as well as the local wildlife.
- ✓ Get to know the wild fauna of the Andes, including llamas, alpacas, vicuñas, condors, and various water birds.
- ✓ Escape the hustle and bustle of the city and get away from the large crowds in the middle of the remote mountains.
- ✓ You will know the most sacred mountains of Cusco: Apu Ausangate and the Rainbow Mountain.
- ✓ You will see the sunrise on the Mountain of Colors, before the other groups arrive.



Our adventure begins very early at 5:00 a.m. We will pick you up from your hotel to head on a two-hour drive to Ocongate (3,500 m / 11,482 ft.), a picturesque place full of joy. You will enjoy the first views of the great Vilcanota range with its majestic Apu Ausangate mountain; we will pass through high Andean villages and see their people wearing colorful costumes. Keep in mind that these costumes represent the colors of the mountains.

We will continue our journey to the Upis community (4,250 m / 13,944 ft). Here, we will have a good breakfast, and meet the cook and the muleteers, who will be part of this adventure. We will walk for three hours along a trail used by the local people until we reach the Upis Camp (4,400 m / 14,436 ft).

Later, we will delight our palate with a delicious lunch and, after a short rest, we will head to the lake Huayna Ausangate Cocha (4,480 m / 14,436 ft), a charming place for the energy it transmits. Remember that on this short tour you can leave your things at the campsite.

**WALKING DISTANCE**

10 km / 6.21 mi

**MEALS**

Breakfast, lunch, dinner

**ACCOMMODATION**

Private Camps



## Upis - Arapa Pass - Pucacocha Camp

A sunny day would be perfect to enjoy the natural beauty that awaits us. We will have breakfast and begin a two and a half hour ascent to the Arapa Pass (4,800 m / 15,748 ft). If we are lucky, we will be able to see the running of the vicuñas, South American camelids considered a symbol of the Peruvian Andes.

After taking amazing pictures in the surroundings, we will descend gradually for three and a half hours enjoying the views of beautiful lakes: Yanacocha and Pucacocha.

We will arrive at the lunch and camping site known as Hatun Pucacocha lake (4,400 m / 14,436 ft). After taking a short rest, we will have time to explore the nearby lakes. At night, we will have dinner and contemplate the beautiful constellations before going to sleep.



### WALKING DISTANCE

11 km / 6.8 mi



### MEALS

Breakfast, lunch, dinner



### ACCOMMODATION

Private Camps

A new day full of beautiful landscapes awaits us. We will have a nutritious breakfast to begin a two-hour ascent. Soon you will witness the perfect contrast of landscapes: impetuous dry and desert mountains leading to green valleys and immense glaciers. After having a beautiful scenic experience, we will descend for an hour and a half to Anantapata (4,750 m / 15,585 ft), where we will enjoy a revitalizing lunch.

A well-deserved rest will be enough to continue walking uphill for another two hours until we reach Warmisaya (4,985 m / 16,355 ft) and we will be able to appreciate part of the immense chain of reddish mountains that welcome us to the Rainbow Mountain. Finally, we will descend for 45 minutes to Surinecocha (4,800 m / 15,748 ft) and set up camp.

**WALKING DISTANCE**

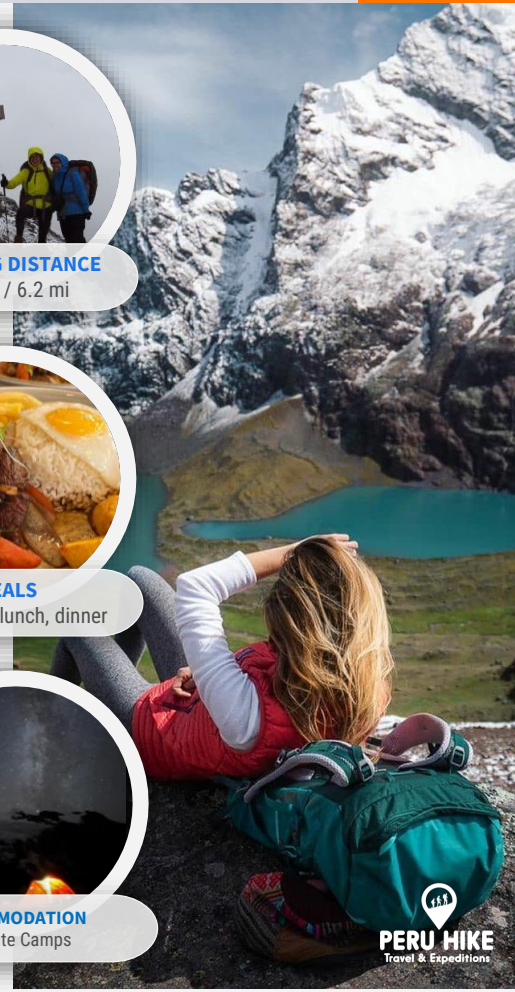
10 km / 6.2 mi

**MEALS**

Breakfast, lunch, dinner

**ACCOMMODATION**

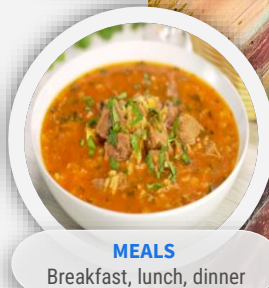
Private Camps





We will start the day very early with a delicious breakfast. We will start with a two-hour hike, an ascent that will take us to enjoy an incredible natural wonder, the Rainbow Mountain (5,100 m / 16,732). Once there, we will contemplate the sunrise and take incredible pictures long before the other groups arrive. After a magical moment, your guide will explain the importance of this place in the Andean world.

Later, we will descend to the Red Valley viewpoint (5,050 m / 16,568 ft), where you will be able to see the immense valley disappearing into the distance. We will return by the same path and descend gradually until we reach Quesiuno (4,376 m / 14,357 ft), where we will have lunch. After a good rest, we will continue ascending for approximately two and a half hours. We will appreciate the view of a beautiful green valley with herds of llamas and alpacas. In the evening, our camp will be waiting for us at Ausangate Cocha (4,500 m / 14,764 ft) to rest comfortably after a delicious dinner





After a few days of acclimatization, comes the highest point. It is nothing less than 5,200 meters above sea level! We will get up with a lot of conviction and enjoy a delicious breakfast. Today victory will be ours and we will feel it when we reach our goal.

We will ascend for about two hours until we reach Palomani Pass (5,200 m / 17,060 ft), where we will have the most extensive view of the Vilcanota mountain range. After a brief rest appreciating the most amazing views, we will descend for an hour and a half to the community of Huchuy Phinaya (4,700 m / 15,420 ft) and have lunch.

Get ready because we will have a gradual ascent of two hours by the beautiful Jampa gorge, we will be accompanied by the immense glaciers of the Callangate chain until we reach the last camp in Sorapata (4,650 m / 15,256 ft.). Upon our return the camp will be ready. After savoring an exquisite dinner, a peaceful night in the tranquility of the mountains awaits you.



**WALKING DISTANCE**  
10.5 km / 6.52 mi



**MEALS**  
Breakfast, lunch, dinner



**ACCOMMODATION**  
Private Camps

We will wake up to the impressive view of the snow-capped Tres Picos. Afterwards, we will have breakfast and get ready for one last ascent. It will take us two and a half hours to reach Jampa Pass (5,070 m / 16,634 ft), a wide, green valley, perfect for the Andean man who dedicates himself to agriculture and grazing his animals. This will also be a good time to capture the beauty of the surroundings.

We will begin to descend for about three hours to Pacchanta (4,100 m / 13,451 ft). Along this last part, we will be able to appreciate the beautiful succession of lakes that are well appreciated by the Andean man. We will stop to perform a small ceremony of thanksgiving to the mountains and to Pachamama, for, of all the possibilities in life, we are blessed to have arrived here.

Hours later, we will head to Pacchanta, a small community with attractive hot springs, where we will enjoy a bath, ideal for relaxing our muscles. Here we will also have lunch. Later on, we will say goodbye to the appreciated group of servants who accompanied us on this journey and we will embark on a two and a half hour trip back to Cusco, thus culminating this incredible 6-day adventure.

**WALKING DISTANCE**

11 km / 6.80 mi

**MEALS**

Breakfast, lunch

**RETURN**



# INCLUSIONS

## INCLUDED / NOT INCLUDED

At Peru Hike company, we specify the included and non-included services under all the tour itineraries listed on our website. We take care of all the logistics, but please pay attention to the details to avoid missing anything. Some items may be different for specific programs, so please read carefully before booking with us.



# WHAT IS INCLUDED?

## High Quality Service & Safety

- ✓ Pre-departure briefing
- ✓ Experienced Guide speaks English and Spanish
- ✓ A professional cook only for our group
- ✓ Medical Kit – First Aid Kit
- ✓ Private Camping Equipment
- ✓ One duffle bag per person
- ✓ Customer Service 24/7
- ✓ Extra oxygen

## Permits & Entrance Tickets

- ✓ Entrance ticket to Ausangate Trek
- ✓ Entrance ticket to Rainbow Mountain

## Transportation

- ✓ Private transportation from your hotel in Cusco to the start of the trek.
- ✓ Horses, and muleteers horses carry your 8-kg / 16-pound personal items.
- ✓ Private transportation from the end of the trek to Cusco to your hotel.

## Meals

- ✓ Meals: 6 Breakfasts, 6 Lunches, and 5 Dinners
- ✓ Meals: vegetarian and vegan
- ✓ Water
- ✓ Wake up tea
- ✓ Tea Time or Happy Hour
- ✓ Snacks on the trail daily
- ✓ Products for hygiene

## Accommodation

- ✓ Personal Accommodation in Private Campsites

## Extra inclusions

- ✓ Emergency horse to ride
- ✓ Pillows throughout the tour
- ✓ Polar Sheets
- ✓ PRO Air sleeping pad, Thermo-Rest brand
- ✓ Sleeping bag
- ✓ trekking stick



# WHICH IS NOT INCLUDED?

## What Is Not Included?

- Travel Insurance
- Tips for our staff





# BEFORE YOU GO

## Is it for me?

We want to make your trip to Peru as memorable and as carefree as possible. In this section, you'll find the answers to all the questions you have about traveling with Peru Hike Company in one place. Please read the following information carefully – it will help you with any questions about our services.



## How many days do I need to acclimate in Cusco before the Trek?

It's very important to be well acclimated to the altitude before exerting yourself on a trek. We recommend that you arrive in Cusco at least 2 or 3 days before the trek starts to help you adjust and avoid possible problems with altitude sickness while on the trek. You might have already been in another area of Peru at a high altitude before arriving in Cusco. In that case, we still recommend you have a whole day in Cusco to rest, recover from your travel, and enjoy the sights and sounds of Cusco before departing for the trek. Here are some suggestions for activities to do in the Cusco vicinity before starting your adventure trek:

### City Tour and Sacred Valley



City Tour



Sacred Valley



### Briefing or Informative Meeting

All information meetings and briefings are held in our main office in Cusco (or your hotel) at 5:00 pm, one night before the tour begins. These meetings last approximately 30 to 45 minutes. If you're unable to attend, you must coordinate another meeting by email, by phone or at the Peru Hike Company office.




### Trek Balance Payment (in Cusco)

The trek has to be paid for in full at most 6:30 pm one day before your departure (generally after the briefing). It would be much appreciated if you pay the trek balance in cash US dollars or local currency at our office in Cusco. You can withdraw some money from several ATMs along Avenida Sol (either in US dollars or local Peruvian Soles). You can pay by credit card or PAYPAL online, but you will have to pay an charge, charged by VISA and PAYPAL. We do not accept bank checks or payment of the balance by traveler's checks.



### **Group tours**

Group tours are made up of different types of people, then physical conditions and ages can vary. By agreeing to be part of a group tour, you also accept that some people may be faster or slower than you. Therefore, each person can go at their own pace on the route. It may be the case that a group wishes to modify the tour; however, the guide will be the one who decides, after consulting with all the participants, if such modifications are possible.



### **Strikes and demonstrations**

Strikes and demonstrations are usually common in Peru, and this may interrupt some of our tours. Roads can be blocked, and train tracks can be taken over. However, we will try to keep your trip as originally planned, even if it means leaving the night before the scheduled date. Under these circumstances, tours may also be canceled. In case of changes or cancellations, everything will be coordinated with you by our operations department. Your safety is our highest priority, and our decisions will be made to protect it.




### **Lost Objects**

Please pay attention to where you leave your things and remember to take everything once you leave our transport, tents, or restaurants. You're the only one responsible for your objects during the tour.




### **Duffel Bag or Canvas Case**

You'll receive a canvas case or duffel bag during your briefing. Our horses will carry them, and the horsemen will hand them to you when you get to each camp. They measure 60 x 24 x 22 cm (23.6 x 9.45 x 8.66 in). A maximum of 8 kg / 17 lb is allowed for each duffel bag, including the weight of your sleeping bag, sleeping mat, clothes, and other personal items.



### **Can I store my luggage at your office?**

Of course! During the trip, your main luggage can be stored at our office (you can organize it with us on the briefing day or by email) or at your hotel, both free of charge. Any equipment that you won't need on the trek can be stored safely in your hotel. Nearly every hotel will provide this service. Don't leave items of value with your bags; put them in the hotel safe and obtain an itemized receipt (in the unlikely case of the, many insurance companies require that you have a copy of the receipt itemizing everything). It's best to put items such as credit cards inside a sealed, signed envelope for extra peace of mind.



### **Pickup of guests**

Peru Hike Company can pick you up from your hotel, as long as it's in the Historical Center of Cusco. Your guide will coordinate the pickup in the briefing session, but please keep in mind that the time may vary between 30 and 45 minutes due to traffic. Cusco is an old city, meaning it has many narrow cobble streets. Some hotels and Airbnbs may be located on streets without access to cars or on long, steep slopes, making it difficult to transport luggage. We strongly recommend that you book accommodation with good access.

# THANKS!

DO YOU HAVE ANY QUESTIONS?



**24 HRS. EMERGENCY**

**CALL: +51 917815987**

[Opening hours – 7:30 am to 19:30 pm]



**Phone: +51 917815987**

**Email: [info@peruhike.com](mailto:info@peruhike.com)**

**web: [www.peruhike.com](http://www.peruhike.com)**



**Location:**

**[Cusco, Peru Click here](#)**

