



SALKANTAY TREK 4 DAYS CLASSIC SERVICE



DESCRIPTION

Salkantay trek 4 Days is a short version of the entire trail that takes you to Machu Picchu if you do not have enough time to do the five days version the 4 days trek is perfect for you because you will enjoy the best part of the Salkantay trek.

The first three days of the itinerary are the same as the 5-Day Salkantay Trekking. All the group on the third day will arrive in Playa Sawayaco or Lucmabamba around 13:00 pm to have lunch, people you have four days trek after lunch will continue by car to hydroelectric for 55 more minutes, then you hike 3 hours along the train tracks to Aguas Calientes town.

Once you arrive at the town, we take you to the accommodation, and at the dinner, you will join another group who started the trek a day before then you, for supper and the tour on the next day in Machu Picchu.

Sometimes we have enough people to make groups of 4 days people only. In this case, you will travel only with people and guides who are doing just the four days program.

This option is excellent for those adventurers who want to do the trek of Salkantay and Machu Picchu in 4 days.

You will enjoy the mountains, lagoons, glaciers jungle and much more the only difference that there is between the program of 5 days is that you do not have time to do the thermal baths of Santa Teresa and there is no time to do the Llaclapata trek which takes you to the Inca site of Llaclapata to see Machu Picchu a day before

Short Salkantay Trek

4 Days Trek



Distance / Hours



Lunch & Rest Area



FULL ITINERARY

SALKANTAY TREK 4 DAYS CLASSIC SERVICE

Why Take the Salkantay Trek 4 Days Classic Service?

- ✓ Enjoy the panoramic views of the Limatambo Valley and Mollepata grassy hills on the Salkantay Trekking 4 Days.
- ✓ Hike up to the Humantay Lake on the first day of the Salkantay Trekking 4 Days.
- ✓ Reach to the highest point of the Salkantay trail to enjoy the beautiful views of the Salkantay mountain.
- ✓ Make a small ritual for the Andean gods and learn about Inca religión.
- ✓ Sleep under the authentic Andean Inca huts our exclusive campsites.
- ✓ Visit the icon of South America Machu Picchu on the fourth day of your Salkantay trek 4 Days.

1
DAY

Cusco - Mollepata - Challacancha - Humantay Lake - Soraypampa camp

SALKANTAY TREK &
MACHU PICCHU

4 DAYS
3 NIGHTS

After picking up everyone from their respective places or hotel, we left Cusco around 5:45 am to the town of Mollepata by car for 2 hours. Once in Mollepata, we stop to have a delicious breakfast also You pay 20 soles of the entrance fee to the local municipality.

Then we continue by car 1 hour more to challacancha where we will meet the horse guys and horse who will take all the luggage, food, and the 6 kilos of each hiker belonging.

After you will begin with a moderate three-hour hike to Soraypampa (3,900 m / 12,795 ft), where we will spend the first night. The first part of the section is relatively flat with a slight ascent through a deep glacier valley. You will notice that much of the trail follows a restored Inca water canal, which local farmers still use today.

Once in Soraypampa, you will settle into our exclusive Sky Camp for the night. You will have some time to rest after enjoying your first lunch around the mountains. After recharging your energy, we will start hiking up to the beautiful Humantay Lake (4,200 m / 13,780 ft).

We start the uphill hike to Humantay lake for 2 hours, When you arrive at the lagoon you will have enough time to explore, photograph the place and the guide will explain all the meaning of the Humantay lagoon.

After a couple of hours in the lake, we start to go back down 1.5 hours to Soraypampa camp, once you arrive in the camp you will enjoy a delicious hot tea or coffee.

If you are tired, you can rest in the MOUNTAIN SKY HUST which are the cabins with glass doors, inside there are pillows, sleeping pad and it has illumination for the night..



WALKING DISTANCE

10 km / 6.21 mi



MEALS

lunch, dinner



ACCOMMODATION

Private Camps



The second day of the trek is the most difficult because it takes you up to 4,630 m / 15,190 ft and 20 km of trekking.

The cooks will wake you up around 5:00 am with a cup of hot coca tea then you have time to repack and get ready for the nutritious breakfast which serves around 5:45 am.

After is time to start hiking up to the highest point of the Salkantay trail which is 4630 m that takes from 3 to 4 hours all uphill hike at a regular and slow pace.

Once you are at the highest point, you have time to enjoy the mountains, to take pictures and the guide will teach you about the mountain gods also you will be part of the small Andean ritual for the Apus the mountain gods.

Then you start hiking down for 2 hours to the lunch place to rest and enjoy a delicious lunch.

After you continue hiking down for three more hours to the second camp which is Collpapampa, where we provide you with the camping equipment tea time and dinner also if you like for ten soles you can rent a hot shower from the locals also you can buy some drinks. The camp is called Collpapampa is located at 2,900 m / 9,514 ft right at the beginning of the Peruvian Amazon area.



WALKING DISTANCE

22 km / 13.7 mi



MEALS

Breakfast, lunch, dinner



ACCOMMODATION

Private Camps



3
DAY

Collpapampa - La playa - Lucmabamba - Hidroelectrica - Machu Picchu Pueblo

**SALKANTAY TREK &
MACHU PICCHU**

**4 DAYS
3NIGHTS**

On the third day, you will already be in the jungle area. We wake you up around 6:00 am with a cup of coca tea, then we provide you with a delicious breakfast.

Around 7:00 am you start the hike to la playa Sahuayaco for 5 hours approximately along the Santa Teresa Valley which is formed by the Salkantay River.

Along the valley, you have the chance to see plantations such a coffee, bananas, avocados, Coca, passion fruit, and much more.

After five hours of hiking, you will arrive at La Playa Sahuayaco, from where you will take local transportation for one hour to Lucmabamba, where you stop to have lunch then you continue by car 55 more minutes to Hydroelectric then walking 3 more hours along the train tracks to Aguas Calientes town on the flat trail.

Then we take you to the hotel for showering and relaxing, in the evening around 7:00 pm we organized a dinner in a restaurant in Aguas Calientes after we go to sleep..



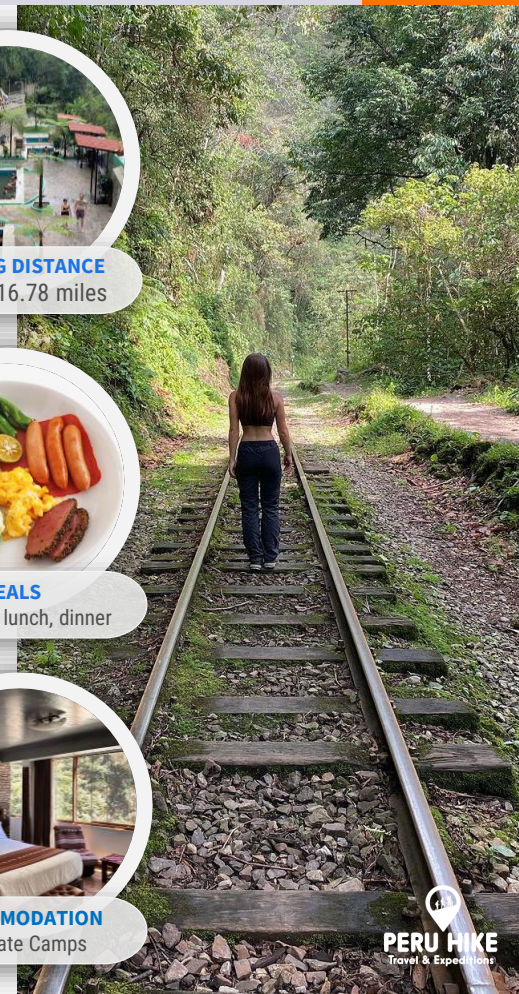
WALKING DISTANCE
27 km / 16.78 miles



MEALS
Breakfast, lunch, dinner



ACCOMMODATION
Private Camps



Finally, we go to see the impressive Machu Picchu.

You'll wake around 4:00 am to get ready for the hike to Machu Picchu main entrance. Each person will be given a packed breakfast and we will start the 30-minute walk to Puente Ruinas checkpoint where you will have to show your passport, Machu Picchu ticket, and student ID if applicable.

After passing the first checkpoint, we will climb the stairs for about one hour to reach Machu Picchu's main gate by 6:00 am.

Once everybody meets at the gate, we enter Machu Picchu and begin our 2.5-hour guided tour in the famous Inca site, where you will learn everything about The Lost City of The Incas.

After the guided tour, you'll have free time to explore Machu Picchu on your own.

The time that you will spend in Machu Picchu will depend on how you are going back to Cusco (train or car) and whether you want to climb the Montaña Machu Picchu or Huayna Picchu Mountain, which must be booked in advance the entrance tickets.

If you booked the extra ticket for HUAYNAPICCHU you will need 2.5 hours for hiking up and down
If you booked the extra ticket for MACHU PICCHU MONATAÑA you will need 3.5 hours for hiking up and down

After visiting Machu Picchu and its surrounding area is time to return to Cusco.



WALKING DISTANCE
5 km / 3.10 mi



TOUR IN MACHU PICCHU
3 – 4 Hours



RETURN
Return to Cusco





INCLUSIONS

INCLUDED / NOT INCLUDED

At Peru Hike company, we specify the included and non-included services under all the tour itineraries listed on our website. We take care of all the logistics, but please pay attention to the details to avoid missing anything. Some items may be different for specific programs, so please read carefully before booking with us.

WHAT IS INCLUDED?

High Quality Service & Safety

- ✓ Pre-departure briefing
- ✓ Experienced Guide speaks English and Spanish
- ✓ A professional cook only for our group
- ✓ Medical Kit – First Aid Kit
- ✓ Private Camping Equipment
- ✓ One duffle bag per person
- ✓ Customer Service 24/7
- ✓ Extra oxygen

Permits & Entrance Tickets

- ✓ Entrance ticket to Machupicchu Archaeological site

Transportation


- ✓ Private transportation from your hotel in Cusco to the start of the trek.
- ✓ Horses, and muleteers horses carry your 6-kg / 13-pound personal items.
- ✓ your duffle bag will be transported by car and train.
- ✓ You will be transported from playa Sahuayaco to Hidroeléctrica.
- ✓ Return journey from Aguas Calientes to Cusco BY TRAIN or BY CAR depending on your choice.
- ✓ If you take the option to return by train from Aguas Calientes to Ollantaytambo, transportation from Ollantaytambo to Cusco is included.

Meals

- ✓ Meals: 3 Breakfasts, 4 Lunches, and 3 Dinners
- ✓ Meals: vegetarian and vegan
- ✓ Wake up tea
- ✓ Tea Time or Happy Hour

Accommodation

- ✓ Personal Accommodation in Private Campsites
- ✓ Hotel in Aguas Calientes



WHICH IS NOT INCLUDED?

What Is Not Included?

- Travel Insurance
- Tips for our staff
- Additional costs or delays out of control of the management
- Sleeping bag **rent it with us for \$10.**
- trekking stick **rent it with us for \$10.**
- entrance ticket to Salkantay (S/20).





BEFORE YOU GO

Is it for me?

We want to make your trip to Peru as memorable and as carefree as possible. In this section, you'll find the answers to all the questions you have about traveling with Peru Hike Company in one place. Please read the following information carefully – it will help you with any questions about our services.

How many days do I need to acclimate in Cusco before the Trek?

It's very important to be well acclimated to the altitude before exerting yourself on a trek. We recommend that you arrive in Cusco at least 2 or 3 days before the trek starts to help you adjust and avoid possible problems with altitude sickness while on the trek. You might have already been in another area of Peru at a high altitude before arriving in Cusco. In that case, we still recommend you have a whole day in Cusco to rest, recover from your travel, and enjoy the sights and sounds of Cusco before departing for the trek. Here are some suggestions for activities to do in the Cusco vicinity before starting your adventure trek:

City Tour and Sacred Valley



City Tour



Sacred Valley



Briefing or Informative Meeting

All information meetings and briefings are held in our main office in Cusco (or your hotel) at 5:00 pm, one night before the tour begins. These meetings last approximately 30 to 45 minutes. If you're unable to attend, you must coordinate another meeting by email, by phone or at the Peru Hike Company office.




Trek Balance Payment (in Cusco)

The trek has to be paid for in full at most 6.30 pm one day before your departure (generally after the briefing). It would be much appreciated if you pay the trek balance in cash US dollars or local currency at our office in Cusco. You can withdraw some money from several ATMs along Avenida Sol (either in US dollars or local Peruvian Soles). You can pay by credit card or PAYPAL online, but you will have to pay a charge, charged by VISA and PAYPAL. We do not accept bank checks or payment of the balance by traveler's checks.



Group tours

Group tours are made up of different types of people, then physical conditions and ages can vary. By agreeing to be part of a group tour, you also accept that some people may be faster or slower than you. Therefore, each person can go at their own pace on the route. It may be the case that a group wishes to modify the tour; however, the guide will be the one who decides, after consulting with all the participants, if such modifications are possible.



Strikes and demonstrations

Strikes and demonstrations are usually common in Peru, and this may interrupt some of our tours. Roads can be blocked, and train tracks can be taken over. However, we will try to keep your trip as originally planned, even if it means leaving the night before the scheduled date. Under these circumstances, tours may also be canceled. In case of changes or cancellations, everything will be coordinated with you by our operations department. Your safety is our highest priority, and our decisions will be made to protect it.



Lost Objects

Please pay attention to where you leave your things and remember to take everything once you leave our transport, tents, or restaurants. You're the only one responsible for your objects during the tour.



Duffel Bag or Canvas Case

You'll receive a canvas case or duffel bag during your briefing. Our horses will carry them, and the horsemen will hand them to you when you get to each camp. They measure 60 x 24 x 22 cm (23.6 x 9.45 x 8.66 in). A maximum of 6 kg is allowed for each duffel bag, including the weight of your sleeping bag, sleeping mat, clothes, and other personal items.



Can I store my luggage at your office?

Of course! During the trip, your main luggage can be stored at our office (you can organize it with us on the briefing day or by email) or at your hotel, both free of charge. Any equipment that you won't need on the trek can be stored safely in your hotel. Nearly every hotel will provide this service. Don't leave items of value with your bags; put them in the hotel safe and obtain an itemized receipt (in the unlikely case of the, many insurance companies require that you have a copy of the receipt itemizing everything). It's best to put items such as credit cards inside a sealed, signed envelope for extra peace of mind.



Pick up of guests

Peru Hike Company can pick you up from your hotel, as long as it's in the Historical Center of Cusco. Your guide will coordinate the pickup in the briefing session, but please keep in mind that the time may vary between 30 and 45 minutes due to traffic. Cusco is an old city, meaning it has many narrow cobble streets. Some hotels and Airbnbs may be located on streets without access to cars or on long, steep slopes, making it difficult to transport luggage. We strongly recommend that you book accommodation with good access.

THANKS!

DO YOU HAVE ANY QUESTIONS?



24 HRS. EMERGENCY

CALL: +51 917815987

[Opening hours – 7:30 am to 19:30 pm]



Phone: +51 917815987

Email: info@peruhike.com

web: www.peruhike.com



Location:

[Cusco, Peru Click here](#)

