



# CLASSIC AUSANGATE TREK 5 DAYS

EXPLORE AND LIVE UNFORGETTABLE MOMENTS



## DESCRIPTION

Although it's still little known, the **Ausangate Trek** is one of Cusco's best options for trekking lovers. It's a journey through the slopes of the most important sacred mountain south of Cusco: the Apu Ausangate (6,372 m / 20,900 ft). You'll visit remote Andean towns, enjoy relaxing thermal baths and photograph the turquoise glow of beautiful crystalline lagoons. If you're passionate about mountain hiking and are looking for an intense experience in remote areas, this package is perfect for you. Apu Ausangate is the most sacred mountain deity in the Cusco region, deserving much respect, reverence, and pilgrimages and offerings. It stands majestically at 6,372 m (20,900 ft) and is Peru's second-highest peak. This hike takes you over mountain passes, incredible mountain scenery, remote Andean villages, hot springs, and turquoise lakes. This unforgettable hike is recommended for mountain trekking lovers searching for an intense experience in remote areas and wild nature.



# FULL ITINERARY

## CLASSIC AUSANGATE TREK 5 DAYS

### Why Take the Classic Ausangate Trek 5 Days?

- ✓ The Ausangate Trek takes place in the Cordillera Vilcanota, a breathtakingly beautiful mountain range approximately four-hours south of Cusco.
- ✓ Enjoy an unforgettable adventure in the middle of the Andean mountain range.
- ✓ Contemplate the immensity of the valleys from the Palomani Pass (5,200 m / 17,060 ft) and Q'ampa Pass (5,000 m / 16,404 ft).
- ✓ Marvel at gigantic glaciers and crystalline lagoons.
- ✓ Discover the lifestyle of the Andean settlers and take the opportunity to make new friends.
- ✓ Get to know the wild fauna of the Andes: llamas, alpacas, vicuñas, condors, and various water birds.

Your journey through the stunning Andean landscapes begins today when we pick you up very early from your accommodation at 5 am. We'll travel in our private vehicle to the town of Ocongate (3,500 m / 11,482 ft). On the way, we'll be able to see picturesque villages and beautiful lagoons along the Vilcanota Valley out the window.

We'll continue to Tinke, where you can make any last-minute purchases before reaching the community of Upis (4,250 m / 13,944 ft), the starting point of our trek. We'll enjoy a tasty breakfast here and meet the team of cooks and horsemen who'll join us on our adventure.

Our first day begins on a plain-looking directly at the immense Ausangate glacier (6,372 m / 20,905 ft). As we walk, we'll meet local people adorned in beautifully colorful traditional clothes. You'll also spot lots of herds of llamas and alpacas.

We'll arrive at the thermal baths of Upis (4,400 m / 14,436 ft) to enjoy our first spectacular lunch prepared by our talented chef. Our camp will also be set up here, right in front of Ausangate Mountain.

In the afternoon, we'll walk to Upis Cocha lake and enjoy a stunning sunset that'll cast its pretty light on the snows of the glaciers around us. In the evening, it'll be time for a tasty dinner and our first night in the mountains.

**WALKING DISTANCE**

8 km / 4.97 mi

**MEALS**

Breakfast, lunch, dinner

**ACCOMMODATION**

Private Camps



We'll wake up early and savor a delicious breakfast in the middle of the cold, high mountains and then begin walking for about two and a half hours through a beautiful, picturesque Andean valley towards the Arapa pass (4,800 m / 15,748 ft). The spectacular Ausangate glacier will be by our side the whole way.

From the top of the pass, the beauty of the landscape multiplies, and you'll be blown away by the natural beauty of this part of the world. You'll be able to observe the sheer size of the mountain range and if you're lucky, the solemn flight of the condor—the largest flying bird in the world. Our guide will explain a little more about the impressive local flora and fauna as you hike this stretch to help you know more about the area you're walking through.

Then, we will begin a descent to the beautiful crystalline Yanacocha lagoon (black lagoon); afterward, we will follow the trail for another hour until we reach Hatun Pucacocha (4,500 m / 14,763 ft) to appreciate the scenery and enjoy its glistening waters against the snow-capped mountains.

Later, we will explore the surrounding lagoons and relax with a delicious mate. In the evening, a nutritious dinner will be waiting for you to finally head to your campsite to rest and regain your energy.

**WALKING DISTANCE**

10 km / 6.21 mi

**MEALS**

Breakfast, lunch, dinner

**ACCOMMODATION**

Private Camps

Just like every other morning, you'll get a fantastic boost of energy to start the day, thanks to a delicious breakfast. Today's hike begins ascending for two and a half hours to the Ausangate Pass (4,750 m / 15,584 ft). From there, the immensity of the mountains will definitely surpass all your expectations.

We'll continue the route downhill for an hour to the Ausangatecocha lagoon. You'll have the opportunity to enjoy your lunch in the middle of an immense landscape—not a bad way to spend your lunch break!

Later, we'll ascend for around two hours until we reach the Palomani pass (5,200 m / 17,060 ft), the highest point of the entire route. After a short rest and enjoying some more astounding views, we'll walk for another hour and a half until we reach the small community of Huchuy Phinaya (4,650 m / 15,256 ft).

We have a lot of respect and consideration for the people of Huchuy Phinaya, who maintain ancient traditions to this day. Learn from them and their admirable lifestyle in complete connection with Mother Nature (Pachamama) and how they respect and live in harmony with her.

Today was the most challenging day, but it was worth it for a real connection with the Andes and Mother Earth. We'll have a gentle ascend of 2 hours to Jampa (4,700 m / 15,419 ft), where our camp will be ready and waiting for your arrival. After a delicious dinner, a peaceful night's rest awaits.

**WALKING DISTANCE**

16 km / 9.94 mi

**MEALS**

Breakfast, lunch, dinner

**ACCOMMODATION**

Private Camps

After another delicious and revitalizing breakfast, we'll begin our uphill walk over two and a half hours toward Jampa pass.

We'll cross the Jampa pass (5,070 m / 16,634 ft) from where you can appreciate the detail of several snow-covered mountains. Remember to always have your camera handy. Then we'll begin our descent for around three hours to our lunch spot at our campsite in Pacchanta. On the way, we'll connect to the trail of the classical tour of seven lakes.

Next to one of the beautiful and mystical lakes of the place (Qomercocha, Orco Otorongo, or China Otorongo), we'll have the option to perform a small ceremony on gratitude to Pachamama (Mother Earth) and the surrounding mountains, especially the great Ausangate glacier who's watched us the entire route.

After our lunch, we'll have the afternoon free and get the opportunity to revitalize and heal our tired bodies in medicinal hot springs.

We'll finish the day satisfying our taste buds and hungry bodies with another delicious dinner. You really will be astounded by the delicacies our talented chef conjures up in the mountains.

**WALKING DISTANCE**


14 km / 8.69 mi

**MEALS**

Breakfast, lunch, dinner

**ACCOMMODATION**

PRIVATE CAMPS



The final day is here, and your epic adventure comes to a close today—but not before an optional last visit to the hot springs and a fantastic day on the trail.

After our last breakfast, we'll start a three-hour walk to the community of Tinke (3,800 m / 12,467ft). On the way, we'll visit an Andean family's home to learn about several traditions that have been kept alive for generations in the middle of the mountains.

Once in Tinke, we'll have lunch and say goodbye to the entire trekking support team. At the end of this stretch, our private transport will be waiting to take us back to the city of Cusco. Enjoy looking out the window at the mountains and lagoons during this final drive. We'll drop you off at the door of your accommodation around 6:00 pm.

**WALKING DISTANCE**

8 km / 4.97 mi

**MEALS**

Breakfast, lunch

**RETURN**

RETURN TO CUSCO



# INCLUSIONS

## INCLUDED / NOT INCLUDED

At Peru Hike company, we specify the included and non-included services under all the tour itineraries listed on our website. We take care of all the logistics, but please pay attention to the details to avoid missing anything. Some items may be different for specific programs, so please read carefully before booking with us.

# WHAT IS INCLUDED?

## High Quality Service & Safety

- ✓ Pre-departure briefing
- ✓ Experienced Guide speaks English and Spanish
- ✓ A professional cook only for our group
- ✓ Medical Kit – First Aid Kit
- ✓ Private Camping Equipment
- ✓ One duffle bag per person
- ✓ Customer Service 24/7
- ✓ Extra oxygen

## Private Camping Equipment

- ✓ We also include a large tent with table and chairs for you to enjoy your meal without worry-free, and all the cooking equipment, carried by our porters and horses
- ✓ We also included a portable toilet

## Permits & Entrance Tickets

- ✓ Entrance ticket to Ausangate Trek
- ✓ Entrance ticket to Ausangate 7 Lakes
- ✓ Entrance ticket to Hot Springs

## Transportation

- ✓ Private transportation from your hotel in Cusco to the start of the trek.
- ✓ **Horses, and muleteers** horses carry your 8-kg / 16-pound personal items.
- ✓ Return transportation from the end of the trek to Cusco to your Hotel.

## Meals

- ✓ Meals: 5 Breakfasts, 5 Lunches, and 4 Dinners
- ✓ Meals: vegetarian and vegan
- ✓ Water to drink on the trail every day
- ✓ Wake up tea, every morning
- ✓ Tea Time or Happy Hour, every afternoon
- ✓ Snacks on the trail daily
- ✓ Products for hygiene

## Accommodation

- ✓ Personal Accommodation in Private Campsites
- ✓ 4-Person, 4-season tents, destined for 2 travelers
- ✓ 1 Polar sheet per person
- ✓ Pillows throughout the tour
- ✓ Rubber warmers, for the night

## Extra inclusions

- ✓ From 5 to 12 travelers in the group, 1 emergency riding horse is included
- ✓ PRO Air sleeping pad, Thermo-Rest brand
- ✓ Sleeping bag
- ✓ Trekking stick



# WHICH IS NOT INCLUDED?

## What Is Not Included?

- Travel Insurance
- Tips for our staff





# BEFORE YOU GO

## Is it for me?

We want to make your trip to Peru as memorable and as carefree as possible. In this section, you'll find the answers to all the questions you have about traveling with Peru Hike Company in one place. Please read the following information carefully – it will help you with any questions about our services.

## How many days do I need to acclimate in Cusco before the Trek?

It's very important to be well acclimated to the altitude before exerting yourself on a trek. We recommend that you arrive in Cusco at least 2 or 3 days before the trek starts to help you adjust and avoid possible problems with altitude sickness while on the trek. You might have already been in another area of Peru at a high altitude before arriving in Cusco. In that case, we still recommend you have a whole day in Cusco to rest, recover from your travel, and enjoy the sights and sounds of Cusco before departing for the trek. Here are some suggestions for activities to do in the Cusco vicinity before starting your adventure trek:

### City Tour and Sacred Valley



City Tour



Sacred Valley

**PERU HIKE**  
Travel & Expeditions



### Briefing or Informative Meeting

All information meetings and briefings are held in our main office in Cusco (or your hotel) at 5:00 pm, one night before the tour begins. These meetings last approximately 30 to 45 minutes. If you're unable to attend, you must coordinate another meeting by email, by phone or at the Peru Hike Company office.



### Trek Balance Payment (in Cusco)

The trek has to be paid for in full at most 6.30 pm one day before your departure (generally after the briefing). It would be much appreciated if you pay the trek balance in cash US dollars or local currency at our office in Cusco. You can withdraw some money from several ATMs along Avenida Sol (either in US dollars or local Peruvian Soles). You can pay by credit card or PAYPAL online, but you will have to pay a charge, charged by VISA and PAYPAL. We do not accept bank checks or payment of the balance by traveler's checks.




### Group tours

Group tours are made up of different types of people, then physical conditions and ages can vary. By agreeing to be part of a group tour, you also accept that some people may be faster or slower than you. Therefore, each person can go at their own pace on the route. It may be the case that a group wishes to modify the tour; however, the guide will be the one who decides, after consulting with all the participants, if such modifications are possible.




### Duffel Bag or Canvas Case

You'll receive a canvas case or duffel bag during your briefing. Our horses will carry them, and the horsemen will hand them to you when you get to each camp. They measure 60 x 24 x 22 cm (23.6 x 9.45 x 8.66 in). A maximum of 8 kg / 17 lb is allowed for each duffel bag, including the weight of your sleeping bag, sleeping mat, clothes, and other personal items.




### Strikes and demonstrations

Strikes and demonstrations are usually common in Peru, and this may interrupt some of our tours. Roads can be blocked, and train tracks can be taken over. However, we will try to keep your trip as originally planned, even if it means leaving the night before the scheduled date. Under these circumstances, tours may also be canceled. In case of changes or cancellations, everything will be coordinated with you by our operations department. Your safety is our highest priority, and our decisions will be made to protect it.



### Can I store my luggage at your office?

Of course! During the trip, your main luggage can be stored at our office (you can organize it with us on the briefing day or by email) or at your hotel, both free of charge. Any equipment that you won't need on the trek can be stored safely in your hotel. Nearly every hotel will provide this service. Don't leave items of value with your bags; put them in the hotel safe and obtain an itemized receipt (in the unlikely case of the, many insurance companies require that you have a copy of the receipt itemizing everything). It's best to put items such as credit cards inside a sealed, signed envelope for extra peace of mind.



### Lost Objects

Please pay attention to where you leave your things and remember to take everything once you leave our transport, tents, or restaurants. You're the only one responsible for your objects during the tour.



### Pick up of guests

Peru Hike Company can pick you up from your hotel, as long as it's in the Historical Center of Cusco. Your guide will coordinate the pickup time in the briefing session, but please keep in mind that the time may vary between 30 and 45 minutes due to traffic. Cusco is an old city, meaning it has many narrow cobble streets. Some hotels and Airbnbs may be located on streets without access to cars or on long, steep slopes, making it difficult to transport luggage. We strongly recommend that you book accommodation with good access.

# THANKS!

DO YOU HAVE ANY QUESTIONS?



**24 HRS. EMERGENCY**  
**CALL: +51 917815987**

[Opening hours – 7:30 am to 19:30 pm]



**Phone:** +51 917815987  
**Email:** [info@peruhike.com](mailto:info@peruhike.com)  
**web:** [www.peruhike.com](http://www.peruhike.com)



**Location:**  
[Cusco, Peru Click here](#)

