



HUMANTAY LAKE HIKE FULL DAY ALL INCLUSIVE

EXPLORE AND LIVE UNFORGETTABLE MOMENTS



DESCRIPTION

The immense mountains of Peru keep innumerable precious stones in their basins: blue, turquoise, green, yellow, and red lagoons. Among all of them, one of the most dazzling jewels that's located in the Cusco region stands out: The Humantay Lake. Its emerald waters and the imposing presence of the glacier come together in dazzling harmony at more than 4,200 masl / 13,780 fasl. No photograph can do justice to this impressive natural wonder. So don't miss the opportunity to meet her when you visit Cusco.

Humantay Lake is one of the many hidden gems of Peru's highland region. There's one destination, in particular, that has been gaining popularity in recent years. It's an impressive lake at the foot of an immense mass of snow. Surprise yourself with the Humantay Lake after an exciting uphill hike. Feel the shocking presence of two sacred mountains covered in white, the Apu Salkantay and the Apu Humantay.

Enter a paradise world where perpetual snows melt and suddenly takes on an impressive turquoise coloration.



FULL ITINERARY

HUMANTAY LAKE HIKE FULL DAY ALL INCLUSIVE

Why Take the Humantay Lake Hike Full Day All inclusive?

- ✓ Surprise yourself with the imposing presence of 2 gigantic glaciers (Humantay & Salkantay).
- ✓ Challenge your physical and mental resistance on a walk that will take you to the Humantay Lake. If the sun's rays are reflected on its waters, the Humantay Lake is capable of displaying surprising hues. You'll be able to see a real turquoise fire in the middle of the white of the snow.
- ✓ Exercise your body and calm your spirit in the middle of a spectacular glacial valley.
- ✓ Enjoy a delicious buffet lunch in the middle of the mountains..

Our adventure begins very early. We'll pick you up at 4:00 a.m. and we'll go in our private transport for 2 hours to the beautiful town of Mollepata. There we'll enjoy a delicious breakfast. Take advantage of the first light of the morning to take photos of the mountains.


After having filled our stomachs, we'll go in our private transport to Soraypampa (3,900 masl / 12,795 fsl) where you'll already feel the powerful presence of the glaciers. Be impressed by their haunting snow faces that defy any force or evil. After listening to brief instructions from your guide, we'll begin our 2-hour ascent to the fantastic Humantay Lagoon. Remember that you'll face very stony terrain, so using a cane always helps. Take your time, walk slowly, get some rest, and try to drink plenty of fluids. Please, don't carry plastic on the route and in no case leave your trash on the trail.

After the effort, the reward is huge. Hidden among the undulations, the impressive Humantay Lagoon gradually appears. This beautiful turquoise body of water originates from the same snows that cover the mountain. Walk around and make the effort to climb a little further up the surrounding rocky slopes. The higher you are, the more turquoise the water will look.

You'll be so close to the immense glacier that its presence will shake your soul and perhaps at that moment you understand why the mountains are sacred in the Andean culture. Therefore, our guide will perform a simple ritual of permission and thanks using coca leaves.

We'll take 1.5 hours to descend again to Soraypampa where we'll enjoy a buffet lunch. Then we'll board our private transportation and head back to the city of Cusco. You'll arrive at the doors of your hotel at approximately 5:00 p.m.

Note: Remember that to fully enjoy this walk you must be well acclimatized. That's why we recommend that you arrive in Cusco at least 2 days in advance to avoid altitude sickness. It's important that you avoid alcoholic beverages and cigarettes the first few days. In addition you must constantly hydrate yourself. Altitude sickness symptoms include shortness of breath or extreme agitation, severe headaches, vomiting, and even diarrhoea. Nobody wants to feel like this in the middle of the mountain!

**WALKING DISTANCE**

6.2 miles

**MEALS**

Breakfast, sandwiches, buffet lunch. Special diets.

**RETURN**



INCLUSIONS

INCLUDED / NOT INCLUDED

At Peru Hike company, we specify the included and non-included services under all the tour itineraries listed on our website. We take care of all the logistics, but please pay attention to the details to avoid missing anything. Some items may be different for specific programs, so please read carefully before booking with us.

WHAT IS INCLUDED?

High Quality Service & Safety

- ✓ Pre-departure briefing
- ✓ Experienced Guide speaks English and Spanish
- ✓ Medical Kit – First Aid Kit
- ✓ Customer Service 24/7
- ✓ Extra oxygen

Permits & Entrance Tickets

- ✓ Entrance ticket to Humantay Lake

Transportation

- ✓ Private transportation from your hotel in Cusco to the start of the trek.
- ✓ Private transportation from the end of the trek to Cusco to your hotel.

Meals


- ✓ Meals: 1 Breakfasts, 1 lunches
- ✓ Meals: vegetarian and vegan



WHICH IS NOT INCLUDED?

What Is Not Included?

- Travel Insurance
- Tips for our staff
- Additional costs or delays out of control of the management.
- Extra Horse (\$25)





BEFORE YOU GO

Is it for me?

We want to make your trip to Peru as memorable and as carefree as possible. In this section, you'll find the answers to all the questions you have about traveling with Peru Hike Company in one place. Please read the following information carefully – it will help you with any questions about our services.

How many days do I need to acclimate in Cusco before the Trek?

It's very important to be well acclimated to the altitude before exerting yourself on a trek. We recommend that you arrive in Cusco at least 2 or 3 days before the trek starts to help you adjust and avoid possible problems with altitude sickness while on the trek. You might have already been in another area of Peru at a high altitude before arriving in Cusco. In that case, we still recommend you have a whole day in Cusco to rest, recover from your travel, and enjoy the sights and sounds of Cusco before departing for the trek. Here are some suggestions for activities to do in the Cusco vicinity before starting your adventure trek:

City Tour and Sacred Valley



City Tour



Sacred Valley



Briefing or Informative Meeting

All information meetings and briefings are held in our main office in Cusco (or your hotel) at 5:00 pm, one night before the tour begins. These meetings last approximately 30 to 45 minutes. If you're unable to attend, you must coordinate another meeting by email, by phone or at the Peru Hike Company office.



Trek Balance Payment (in Cusco)

The trek has to be paid for in full at most 6.30 pm one day before your departure (generally after the briefing). It would be much appreciated if you pay the trek balance in cash US dollars or local currency at our office in Cusco. You can withdraw some money from several ATMs along Avenida Sol (either in US dollars or local Peruvian Soles). You can pay by credit card or PAYPAL online, but you will have to pay an charge, charged by VISA and PAYPAL. We do not accept bank checks or payment of the balance by traveler's checks.



Group tours

Group tours are made up of different types of people, then physical conditions and ages can vary. By agreeing to be part of a group tour, you also accept that some people may be faster or slower than you. Therefore, each person can go at their own pace on the route. It may be the case that a group wishes to modify the tour; however, the guide will be the one who decides, after consulting with all the participants, if such modifications are possible.




Strikes and demonstrations

Strikes and demonstrations are usually common in Peru, and this may interrupt some of our tours. Roads can be blocked, and train tracks can be taken over. However, we will try to keep your trip as originally planned, even if it means leaving the night before the scheduled date. Under these circumstances, tours may also be canceled. In case of changes or cancellations, everything will be coordinated with you by our operations department. Your safety is our highest priority, and our decisions will be made to protect it.



Lost Objects

Please pay attention to where you leave your things and remember to take everything once you leave our transport, tents, or restaurants. You're the only one responsible for your objects during the tour.



Can I store my luggage at your office?

Of course! During the trip, your main luggage can be stored at our office (you can organize it with us on the briefing day or by email) or at your hotel, both free of charge. Any equipment that you won't need on the trek can be stored safely in your hotel. Nearly every hotel will provide this service. Don't leave items of value with your bags; put them in the hotel safe and obtain an itemized receipt (in the unlikely case of the, many insurance companies require that you have a copy of the receipt itemizing everything). It's best to put items such as credit cards inside a sealed, signed envelope for extra peace of mind.



Pick up of guests

Peru Hike Company can pick you up from your hotel, as long as it's in the Historical Center of Cusco. Your guide will coordinate the pickup with me in the briefing session, but please keep in mind that the time may vary between 30 and 45 minutes due to traffic. Cusco is an old city, meaning it has many narrow cobbled streets. Some hotels and Airbnbs may be located on streets without access to cars or on long, steep slopes, making it difficult to transport luggage. We strongly recommend that you book accommodation with good access.

THANKS!

DO YOU HAVE ANY QUESTIONS?



24 HRS. EMERGENCY

CALL: +51 917815987

[Opening hours – 7:30 am to 19:30 pm]



Phone: +51 917815987

Email: info@peruhike.com

web: www.peruhike.com



Location:

[Cusco, Peru Click here](#)

