



HORSEBACK RIDING TO AUSANGATE AND THE 7 LAKES TOUR 1 DAY

EXPLORE AND LIVE UNFORGETTABLE MOMENTS



DESCRIPTION

This incredible, one-day adventure will start early, leaving Cusco in private transportation toward the community of Pacchanta. There, we'll be received by a local family who will offer a nutritious, traditional Andean breakfast so that we can start our journey to the 7 Lakes and Alpaca Paradise through the Andes Mountain Range. On the way, we'll enjoy incredible vistas of immense glaciers, including the imposing Ausangate at 6,384 meters (20,945 feet) above sea level.

We'll start with the uphill horseback riding to the Alpaca Paradise and the first lake of the circuit known as Comercocha, a name originating from the Quechua language which means "green lake."

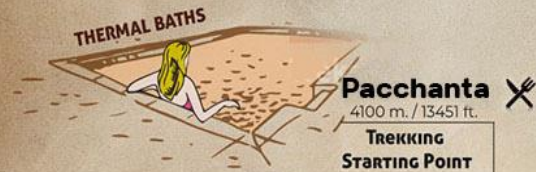
Continuing the journey, we'll pass by other lakes: Patacocha, Azulcocha and China Otorongo, among others. After this horseback riding of about 15 km, we'll return to the community of Pacchanta to have lunch. If the body asks for it, we'll take a relaxing swim in the hot springs there before returning to Cusco, finishing off this incomparable experience.

HORSEBACK RIDING TO AUSANGATE AND THE 7 LAKES

1 Day Tour



PERU HIKE
Travel & Expeditions




Kinsacocha
4630 m. / 15190 ft.

The viewpoint of
Ninaparayoc
4800 m / 15748 ft.
3.30 Hrs.



Tinke
3800 m. / 12467 ft.

Ocongate
3500 m. / 11842 ft.



AUSANGATE
6300 m. / 20900 Ft.

Cusco
3400 m. / 11155 ft.

Urcos
3150 m. / 10334 ft.

- DISTANCE / HOURS
- CAMPS
- LUNCH & REST AREA
- PASS POINT
- RIVER
- FOOTPATH
- MAJOR ROAD
- MINOR ROAD
- LAGOON



FULL ITINERARY

HORSEBACK RIDING TO AUSANGATE AND THE 7 LAKES TOUR 1 DAY

Why Take the Horseback riding to Ausangate and the 7 lakes tour 1 day?

- ✓ Enjoy a 15 km horseback ride with beautiful views.
- ✓ See a paradise in the Andes surrounded by alpacas and snow-capped mountains
- ✓ Feed the alpacas and take photos
- ✓ Live the experience of enfronting the hidden wonders of the Andes.
- ✓ Explore one of the most beautiful parts of the Ausangate glacier route in just one day.
- ✓ Immerse yourself in the daily life of the most traditional communities in this area of the Andean heights.
- ✓ Observe the diverse flora and fauna of the region. See alpacas and llamas grazing in their natural habitat.
- ✓ Enjoy a relaxing swim in the hot springs of Pacchanta with one of the most precious views of the Ausangate glacier, the highest and most sacred in the region of Cusco.
- ✓ Traverse the 7 green and turquoise lakes; they'll make this hike a most unique experience.

Our guide will come to pick you up at your hotel between 4:00 to 4:10 am, then we will travel for 3 hours to the village of Pacchanta where we will have breakfast with a local family expert in food, while having breakfast you will trendra incredible views of snowy mountains and surrounded by alpacas. Then we will ride our horses and head to the ausangate mountain on the way we will visit a local family where they have hundreds of alpacas of different colors, we will go inside the fence to take pictures and feed them, also you can enjoy a cup of coffee or tea while enjoying a wonderful view of the landscape surrounded by alpacas.

Then we will continue on horseback to the foothills of Ausangate where the 7 colorful lakes are located, we will take a leisurely tour and explore the place while our guide explains to us about the colors and incredible stories about this beautiful place.

After exploring we will return on Horseback for 2 hours to the village of Pacchanta to relax in the hot springs, it is said that these hot springs have medicinal properties so enjoy a relaxing bath while having a breathtaking view.

Then we will go to the local family's house to have lunch and then return to Cusco, the trip lasts approximately 3 hours, the tour will end at your hotel.

**WALKING DISTANCE**

17 km / 10 miles.

**MEALS**

Breakfast and Lunch

**HIGHEST ELEVATION:**

4800 m. / 15748 ft.



INCLUSIONS

INCLUDED / NOT INCLUDED

At Peru Hike company, we specify the included and non-included services under all the tour itineraries listed on our website. We take care of all the logistics, but please pay attention to the details to avoid missing anything. Some items may be different for specific programs, so please read carefully before booking with us.

WHAT IS INCLUDED?

High Quality Service & Safety

- ✓ Pre-departure briefing
- ✓ Experienced Guide speaks English and Spanish
- ✓ Medical Kit – First Aid Kit
- ✓ Customer Service 24/7
- ✓ Extra oxygen

Permits & Entrance Tickets

- ✓ Entrance ticket to Ausangate and 7 lakes
- ✓ Entrance ticket to pacchanta hot springs

Transportation

- ✓ Horses trained to ride for the entire circuit
- ✓ Private transportation from your hotel in Cusco to the start of the trek.
- ✓ Private transportation from the end of the trek to Cusco to your hotel.

Meals

- ✓ Meals: 1 Breakfasts, 1 Lunches
- ✓ Meals: vegetarian and vegan
- ✓ Water to drink on the way

Additional Included

- ✓ Trekking stick



WHICH IS NOT INCLUDED?

What Is Not Included?

- Travel Insurance
- Tips for our staff
- Additional costs or delays out of control of the management





BEFORE YOU GO

Is it for me?

We want to make your trip to Peru as memorable and as carefree as possible. In this section, you'll find the answers to all the questions you have about traveling with Peru Hike Company in one place. Please read the following information carefully – it will help you with any questions about our services.

How many days do I need to acclimate in Cusco before the Trek?

It's very important to be well acclimated to the altitude before exerting yourself on a trek. We recommend that you arrive in Cusco at least 2 or 3 days before the trek starts to help you adjust and avoid possible problems with altitude sickness while on the trek. You might have already been in another area of Peru at a high altitude before arriving in Cusco. In that case, we still recommend you have a whole day in Cusco to rest, recover from your travel, and enjoy the sights and sounds of Cusco before departing for the trek. Here are some suggestions for activities to do in the Cusco vicinity before starting your adventure trek:

City Tour and Sacred Valley



City Tour



Sacred Valley



Briefing or Informative Meeting

All information meetings and briefings are held in our main office in Cusco (or your hotel) at 5:00 pm, one night before the tour begins. These meetings last approximately 30 to 45 minutes. If you're unable to attend, you must coordinate another meeting by email, by phone or at the Peru Hike Company office.



Trek Balance Payment (in Cusco)

The trek has to be paid for in full at most 6.30 pm one day before your departure (generally after the briefing). It would be much appreciated if you pay the trek balance in cash US dollars or local currency at our office in Cusco. You can withdraw some money from several ATMs along Avenida Sol (either in US dollars or local Peruvian Soles). You can pay by credit card or PAYPAL online, but you will have to pay an charge, charged by VISA and PAYPAL. We do not accept bank checks or payment of the balance by traveler's checks.



Group tours

Group tours are made up of different types of people, then physical conditions and ages can vary. By agreeing to be part of a group tour, you also accept that some people may be faster or slower than you. Therefore, each person can go at their own pace on the route. It may be the case that a group wishes to modify the tour; however, the guide will be the one who decides, after consulting with all the participants, if such modifications are possible.



Strikes and demonstrations

Strikes and demonstrations are usually common in Peru, and this may interrupt some of our tours. Roads can be blocked, and train tracks can be taken over. However, we will try to keep your trip as originally planned, even if it means leaving the night before the scheduled date. Under these circumstances, tours may also be canceled. In case of changes or cancellations, everything will be coordinated with you by our operations department. Your safety is our highest priority, and our decisions will be made to protect it.




Lost Objects

Please pay attention to where you leave your things and remember to take everything once you leave our transport, tents, or restaurants. You're the only one responsible for your objects during the tour.



Can I store my luggage at your office?

Of course! During the trip, your main luggage can be stored at our office (you can organize it with us on the briefing day or by email) or at your hotel, both free of charge. Any equipment that you won't need on the trek can be stored safely in your hotel. Nearly every hotel will provide this service. Don't leave items of value with your bags; put them in the hotel safe and obtain an itemized receipt (in the unlikely case of the, many insurance companies require that you have a copy of the receipt itemizing everything). It's best to put items such as credit cards inside a sealed, signed envelope for extra peace of mind.



Pick up of guests

Peru Hike Company can pick you up from your hotel, as long as it's in the Historical Center of Cusco. Your guide will coordinate the pickup with me in the briefing session, but please keep in mind that the time may vary between 30 and 45 minutes due to traffic. Cusco is an old city, meaning it has many narrow cobbled streets. Some hotels and Airbnbs may be located on streets without access to cars or on long, steep slopes, making it difficult to transport luggage. We strongly recommend that you book accommodation with good access.

THANKS!

DO YOU HAVE ANY QUESTIONS?



24 HRS. EMERGENCY

CALL: +51 917815987

[Opening hours – 7:30 am to 19:30 pm]



Phone: +51 917815987

Email: info@peruhike.com

web: www.peruhike.com



Location:

[Cusco, Peru Click here](#)

