





PERU HIKE
Travel & Expeditions

AUSANGATE TREK TO RAINBOW MOUNTAIN 2 DAYS

EXPLORE AND LIVE UNFORGETTABLE MOMENTS



DESCRIPTION

The Ausangate Trek To Rainbow Mountain 2 Days is one of the most complete and scenic short adventures in the Peruvian Andes. This two-day experience combines the impressive landscapes of Ausangate, the vibrant colors of Rainbow Mountain, and the dramatic beauty of Red Valley, offering a unique journey through some of the most iconic high-altitude scenery in Cusco, Peru.

This route takes you deep into the Ausangate region, following a less crowded and more immersive path through remote valleys surrounded by snow-capped peaks. Along the way, you will experience the true essence of the Andes, with wide open landscapes, peaceful surroundings, and breathtaking natural beauty.

One of the main highlights of this experience is reaching Pucacocha Pass, a spectacular viewpoint where you can admire the massive south face of Ausangate Mountain, the highest peak in southern Peru. From this privileged location, the views of glaciers, rugged mountains, and the stunning chain of glacial lagoons below are simply unforgettable.



FULL ITINERARY

AUSANGATE TREK TO RAINBOW MOUNTAIN 2 DAYS

Why Take the Ausangate Trek To Rainbow Mountain 2 Days?

- ✓ Visit the spectacular Rainbow Mountain and explore the colorful landscapes of Red Valley.
- ✓ Hike to Pucacocha Pass for breathtaking views of the glaciers of Ausangate Mountain.
- ✓ Enjoy dramatic high-altitude scenery with colorful valleys and snow-capped peaks.
- ✓ Follow peaceful trekking routes away from the busiest tourist trails.
- ✓ Camp in the Andes and experience unforgettable starry mountain nights.
- ✓ See llamas, alpacas, vicuñas, and Andean wildlife along the trail.
- ✓ Discover authentic Andean villages and traditional mountain lifestyles.
- ✓ Capture incredible photos of Rainbow Mountain, Red Valley, and Ausangate.
- ✓ Enjoy a short but immersive trekking adventure in the Peruvian Andes.
- ✓ Experience one of the most beautiful and unique landscapes near Cusco.

Our exciting adventure starts very early in the morning. We'll pick you up from your hotel at 4:30 am and drive for two hours to Pitumarca and then another hour and a half to Quesiuno, the starting point of the day's hike.

While we make our final preparations before we get on our way, our chef will prepare the delicious and nutritious breakfast that'll give you all the energy you need to face the challenge that lies ahead. Before starting the tour, you'll need to pay close attention to your guide, who'll share with you all the details of today's itinerary, as well as safety tips that'll come in handy the next two days.

We'll start this impressive and little-known walk through a green valley from where you can appreciate the majestic Ausangate glacier in the distance—the highest peak in all the Cusco region. Along the way, you'll observe several peasant communities and discover the deep connection with nature that characterizes the Andean culture. Hundreds of alpacas and llamas will watch you every step of the way!

We'll continue our journey to the first pass known as Pucacocha pass (4,870 m / 15,978 ft). From there, you'll enjoy a truly stunning panorama where you'll spot the crystal clear waters of the pucacocha Lagoon and the gigantic Ausangate glacier right in front of you—you're bound to be impressed! You'll see how the waters of the lagoon originate from the snow of this sacred glacier. This spectacle is true to awaken your senses, and you'll feel profound energy deep inside. Don't forget to charge your camera! There are many spectacular photo opportunities along the way.

After a short break, we'll keep hiking for another hour and a half downhill to Anantapata, where we'll stop for lunch. Once we've regathered our energy, we'll ascend for two more hours until we reach the highest point of the day's route called Warmisaya Pass (4,985 m / 16,354 ft). From there, you'll get to see, for the first time and in the distance, the spectacular colors and dreamlike image of Rainbow Mountain known as Vinicunca.

We'll descend for a final 45 minutes until we reach our camp located next to the Surine Qocha Lagoon. Upon your arrival, we'll welcome you with our happy hour of snacks and hot drinks to curb your hunger. Later, you'll enjoy a delicious dinner before a well-deserved night of rest.

**WALKING DISTANCE**

12 km / 7.45 mi

**MEALS**

Breakfast, lunch, dinner

**ACCOMMODATION**

Private Camps



We'll wake you up very early this morning, at 5:00 am, to be precise, with a hot coca-leaf tea in your tent. This will give you the energy boost you need to get going and warm you up in the middle of the chilly mountains. Then you'll enjoy a delicious, nourishing breakfast prepared by our chef. Get ready because you'll soon discover Rainbow Mountain and the spectacular Red Valley!


We'll ascend for 1.5 hours to the viewpoint of the beautiful Rainbow Mountain 5,100 m / 16,732 ft. You'll have time to explore on your own and witness mind-blowing views not only of Rainbow Mountain itself but also of the mighty Ausangate Glacier and other snowy peaks that surround that area. The 360° from here is fantastic, and you'll enjoy it before the large groups arrive. Open your heart to the mountains. They'll know how to reward you for all your efforts.

After enjoying this gem amidst the Peruvian Andes, we'll begin our trek towards the fascinating Red Valley (5,050 m / 16,568 ft). This is a place that feels like you've stepped foot on another planet and that's visited by very few tourists. You'll be surprised not only by its amazing beauty but also by the immense tranquility that'll surround you. It only takes 30 minutes of walking to reach the viewpoint from where you'll get the best views of the valley all around.


Finally, we'll embark on a 2-hour descent, passing through ancient Andean communities and, alongside, herds of llamas. If you're lucky, you'll come across some vicuñas, a beautiful non-domesticated animal that's coexisted with the inhabitants of Peru since pre-Inca times. After the delicious final lunch, our private transport will wait for you and take you back to the door of your accommodation in the city of Cusco.

**WALKING DISTANCE**

6.5 km / 4.04 mi

**MEALS**

Breakfast, lunch

**RETURN**

Returned to cusco



INCLUSIONS

INCLUDED / NOT INCLUDED

At Peru Hike company, we specify the included and non-included services under all the tour itineraries listed on our website. We take care of all the logistics, but please pay attention to the details to avoid missing anything. Some items may be different for specific programs, so please read carefully before booking with us.

WHAT IS INCLUDED?

High Quality Service & Safety

- ✓ Pre-departure briefing
- ✓ Experienced Guide speaks English and Spanish
- ✓ A professional cook only for our group
- ✓ Medical Kit – First Aid Kit
- ✓ Private Camping Equipment
- ✓ One duffle bag per person
- ✓ Customer Service 24/7
- ✓ Extra oxygen

Private Camping Equipment

- ✓ We also include a large tent with table and chairs for you to enjoy your meal without worry-free, and all the cooking equipment, carried by our porters and horses
- ✓ We also included a portable toilet

Permits & Entrance Tickets

- ✓ Entrance ticket to Ausangate Trek
- ✓ Entrance ticket to Rainbow Mountain
- ✓ Entrance ticket to Red Valley

Transportation

- ✓ Private transportation from your hotel in Cusco to the start of the trek.
- ✓ **Horses, and muleteers** horses carry your 8-kg / 16-pound personal items.
- ✓ Return transportation from the end of the trek to Cusco to your Hotel.

Meals

- ✓ Meals: 2 Breakfasts, 2 Lunches, and 1 Dinners
- ✓ Meals: vegetarian and vegan
- ✓ Water to drink on the trail every day
- ✓ Wake up tea, every morning
- ✓ Tea Time or Happy Hour, every afternoon
- ✓ Snacks on the trail daily
- ✓ Products for hygiene

Accommodation

- ✓ Personal Accommodation in Private Campsites
- ✓ 4-Person, 4-season tents, destined for 2 travelers
- ✓ 1 Polar sheet per person
- ✓ Pillows throughout the tour
- ✓ Rubber warmers, for the night

Extra inclusions

- ✓ From 5 to 12 travelers in the group, 1 emergency riding horse is included
- ✓ PRO Air sleeping pad, Thermo-Rest brand
- ✓ Sleeping bag
- ✓ Trekking stick



WHICH IS NOT INCLUDED?

What Is Not Included?

- Travel Insurance
- Tips for our staff





BEFORE YOU GO

Is it for me?

We want to make your trip to Peru as memorable and as carefree as possible. In this section, you'll find the answers to all the questions you have about traveling with Peru Hike Company in one place. Please read the following information carefully – it will help you with any questions about our services.

How many days do I need to acclimate in Cusco before the Trek?

It's very important to be well acclimated to the altitude before exerting yourself on a trek. We recommend that you arrive in Cusco at least 2 or 3 days before the trek starts to help you adjust and avoid possible problems with altitude sickness while on the trek. You might have already been in another area of Peru at a high altitude before arriving in Cusco. In that case, we still recommend you have a whole day in Cusco to rest, recover from your travel, and enjoy the sights and sounds of Cusco before departing for the trek. Here are some suggestions for activities to do in the Cusco vicinity before starting your adventure trek:

City Tour and Sacred Valley



City Tour



Sacred Valley



Briefing or Informative Meeting

All information meetings and briefings are held in our main office in Cusco (or your hotel) at 5:00 pm, one night before the tour begins. These meetings last approximately 30 to 45 minutes. If you're unable to attend, you must coordinate another meeting by email, by phone or at the Peru Hike Company office.



Trek Balance Payment (in Cusco)

The trek has to be paid for in full at most 6.30 pm one day before your departure (generally after the briefing). It would be much appreciated if you pay the trek balance in cash US dollars or local currency at our office in Cusco. You can withdraw some money from several ATMs along Avenida Sol (either in US dollars or local Peruvian Soles). You can pay by credit card or PAYPAL online, but you will have to pay a charge, charged by VISA and PAYPAL. We do not accept bank checks or payment of the balance by traveler's checks.




Group tours

Group tours are made up of different types of people, then physical conditions and ages can vary. By agreeing to be part of a group tour, you also accept that some people may be faster or slower than you. Therefore, each person can go at their own pace on the route. It may be the case that a group wishes to modify the tour; however, the guide will be the one who decides, after consulting with all the participants, if such modifications are possible.




Duffel Bag or Canvas Case

You'll receive a canvas case or duffel bag during your briefing. Our horses will carry them, and the horsemen will hand them to you when you get to each camp. They measure 60 x 24 x 22 cm (23.6 x 9.45 x 8.66 in). A maximum of 8 kg / 17 lb is allowed for each duffel bag, including the weight of your sleeping bag, sleeping mat, clothes, and other personal items.




Strikes and demonstrations

Strikes and demonstrations are usually common in Peru, and this may interrupt some of our tours. Roads can be blocked, and train tracks can be taken over. However, we will try to keep your trip as originally planned, even if it means leaving the night before the scheduled date. Under these circumstances, tours may also be canceled. In case of changes or cancellations, everything will be coordinated with you by our operations department. Your safety is our highest priority, and our decisions will be made to protect it.



Can I store my luggage at your office?

Of course! During the trip, your main luggage can be stored at our office (you can organize it with us on the briefing day or by email) or at your hotel, both free of charge. Any equipment that you won't need on the trek can be stored safely in your hotel. Nearly every hotel will provide this service. Don't leave items of value with your bags; put them in the hotel safe and obtain an itemized receipt (in the unlikely case of the, many insurance companies require that you have a copy of the receipt itemizing everything). It's best to put items such as credit cards inside a sealed, signed envelope for extra peace of mind.



Lost Objects

Please pay attention to where you leave your things and remember to take everything once you leave our transport, tents, or restaurants. You're the only one responsible for your objects during the tour.



Pick up of guests

Peru Hike Company can pick you up from your hotel, as long as it's in the Historical Center of Cusco. Your guide will coordinate the pickup time in the briefing session, but please keep in mind that the time may vary between 30 and 45 minutes due to traffic. Cusco is an old city, meaning it has many narrow cobble streets. Some hotels and Airbnbs may be located on streets without access to cars or on long, steep slopes, making it difficult to transport luggage. We strongly recommend that you book accommodation with good access.

THANKS!

DO YOU HAVE ANY QUESTIONS?



24 HRS. EMERGENCY

CALL: +51 917815987

[Opening hours – 7:30 am to 19:30 pm]



Phone: +51 917815987

Email: info@peruhike.com

web: www.peruhike.com



Location:

[Cusco, Peru Click here](#)

