




PERU HIKE
Travel & Expeditions

INCA QUARRY TRAIL TO MACHU PICCHU 4 DAYS

EXPLORE AND LIVE UNFORGETTABLE MOMENTS



DESCRIPTION

The Inca Quarry Trail to Machu Picchu (also known as the Cachicata, Soqma, and Chaski Trek) is an excursion that's stayed out of the crowded traditional tourist circuits. It's an excellent tour for those looking to delve into the Incas' history and learn first-hand how life in the Andes works. The Inca Quarry Route was recently included in the top six Alternative Routes to Machu Picchu by National Geographic. The Inca Quarry trek is one of the newest and least crowded trekking routes to Machu Picchu. This wonderful trek will take you past high waterfalls, Inca ruins, and beautiful scenery.

Amidst the exuberant local flora and fauna, you'll visit the archaeological site of Perolnuyoc and pass through various communities near the Cachiqata quarry. The Incas took the stones from this quarry to build Ollantaytambo. You'll be able to appreciate some rocks that were cut by the Incas in that place!

After three days of walking, you'll go to Aguas Calientes by train. On the fourth day, you'll visit the magnificent city of Machu Picchu. Our standard package includes the premium service of the Vistadome Train from Ollantaytambo to Aguas Calientes and accommodation in a pleasant and comfortable hotel there. It also includes dinner in the best restaurant in Aguas Calientes and the entrance to climb the Huayna Picchu Mountain.



FULL ITINERARY

INCA QUARRY TRAIL TO MACHU PICCHU 4 DAYS

Why Take the Inca Quarry Trail 4 Days

- ✓ Trek through the stunning Andean jungle landscapes and take in the astounding views.
- ✓ See beautiful and unique flora and fauna to the zone and learn all about it.
- ✓ Visit the quarry where the Incas got the stones to build Ollantaytambo from.
- ✓ Understand how small communities live in such remote regions of the Andes and see them going about their daily lives.
- ✓ Explore archaeological sites and uncover Inca secrets.
- ✓ Take a grand tour of the mystical Machu Picchu before exploring by yourself.

Your adventure begins today bright and early when we collect you from your accommodation in the morning and drive for one and a half hours to the starting point of our trek. Our private transport is extremely comfortable, and we'll provide you with blankets in case you want to get a little more sleep on the journey.

Once we arrive at the starting point, and after enjoying a great breakfast, you'll meet the cooks and horseman and get to know your team. Then, we'll begin our hike with a 3 to 4 hour stretch to the pretty Perolnuyoc waterfall. On the way, we'll pass through the little town of Soqma and be surrounded by corn, potato, and quinoa fields. After you've had time to enjoy the beautiful valley landscape, you'll get the chance to cool off or shower in the waterfall.

When you feel refreshed, we'll continue to the Racaypata archaeological site, which was built on a cliff and boasts spectacular views of the surrounding valley. All our guides are experts in Inca history so that you can expect a quality history lesson! We'll also have our lunch there, and you'll get to try the exquisite food prepared by our team in the middle of the mountains.

The afternoon is relatively relaxing as we ascend for one more hour to reach our campsite at Rayan (3,700 m / 12,139 ft). You'll be able to rest for the remainder of the day and wander around the area before a tasty dinner. While you wait for your food, take the opportunity to observe the clear Andean night sky. You'll see constellations and shooting stars before heading to the comfort of your tent to wind down for the night.



WALKING DISTANCE:
8 km / 4.97 mi



MEALS:
Breakfast, Lunch, dinner.



ACCOMMODATION:
Camps



After an energizing breakfast, we'll head uphill for 3 hours to the first summit of the hike at Puccaqaqa (4,400 m / 14,436 ft). You'll get the most incredible views of the Sacred Valley from here, and, of course, it's the perfect spot to get some amazing photos.

Later, we'll descend for around 25 minutes to our lunch spot for a well-deserved meal. Recharge your energies with some more incredible food from our cooks before continuing with a 2-hour up and down hike. On the last 20 minutes of this stretch, you'll head up to the highest point of the whole trek, the Kuychicassa Pass (4,500 m / 14,764 ft). You can expect some more wonderful landscapes from this height and observe snowy glaciers.

You'll be heading downhill again afterward to the Inti Punku or Sun Gate archaeological site (3,900 m / 12,795 ft). You'll learn a little about the site while you take in spectacular views of La Veronica glacier (5,682 m / 18,642 ft) and the Sacred Valley of the Incas, which you'll likely visit at some point during your time in Cusco.

Finally, there'll be a 30-minute descent to our campsite in the Choquetacarpo sector (3,600 m / 11,811 ft). You can now rest for the evening and enjoy another tasty meal before heading to bed.



WALKING DISTANCE:
13 km / 8.08 mi



MEALS:
Breakfast, lunch, dinner..



ACCOMMODATION:
Camps

Just like every other morning, you'll be greeted with a delicious and filling breakfast to get you going. We'll then begin our 1-hour descent to the Cachicata quarries (3,520 m / 11,549 ft), where the stones were taken from to build Ollantaytambo. Inside the site, you'll enjoy a guided tour to learn more about the place and observe the cut stone blocks whose transportation was interrupted by the arrival of the Spanish. It's fascinating to see the perfect cuts that the Incas were able to create with simple materials.

After, we'll descend from the quarry for 3 hours until we get to the quaint town of Ollantaytambo (2,792 m / 9,160 ft), where we'll have lunch. Once we've finished, we'll head to the train station to board the Expedition service to Aguas Calientes (2,040 m / 6,693 ft). Along the tracks, you'll be able to observe the beautiful scenery of the Sacred Valley up close as you travel beside the Urubamba River. You'll need your camera ready to take some great snaps!

Upon arrival in Aguas Calientes, you'll check-in at your hostel to rest before dinner if you feel tired. If you still have some energy, you can explore the small town or head to hot springs, which are the perfect place to relax your tired muscles after three days of walking. In the evening, we'll enjoy dinner in one of the top restaurants before going to bed early because you'll be up before sunrise to see Machu Picchu.



WALKING DISTANCE:
10 km / 6,213 mi



MEALS:
Breakfast, lunch, dinner..

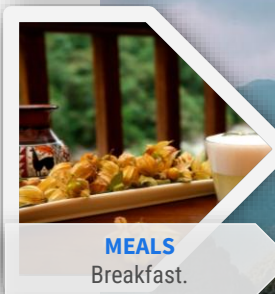
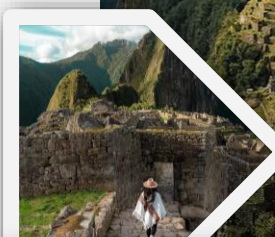


ACCOMMODATION:
Hotel

The big day has arrived! Make sure you're up very early to beat the crowds at Machu Picchu. We'll board a bus in Aguas Calientes at 5:30 am to reach the sanctuary at 6 am. Once inside, you'll be able to see the golden morning sunrise over the incredible citadel. Take in the impressive views before you enjoy a 2-hour guided tour with your local expert. You'll visit all the must-see sites before having 4 or 5 more hours to explore by yourself.

Now will be the perfect time to hike Huayna Picchu or Machu Picchu Mountain if you have pre-booked tickets. If not, you can hike up to Inti Punku (the Sun Gate) or Inca Bridge free of charge. From all these places, you get a great view over the fortress.

A little after midday, it'll be time to make your way down to Aguas Calientes. You'll have a bit of time to grab some lunch in a restaurant of your choice before catching a train to Ollantaytambo. From there, our private transport will collect you and take you to your accommodation in Cusco. You'll be able to put your feet up and reflect on your fantastic adventure. We're sure your heart will be soaring with the magic of the Incas for weeks, months, even years to come!

**MEALS**
Breakfast.**TOUR IN MACHU PICCHU**
2-3 hours exploring**RETURN**
Train To Cusco



INCLUSIONS

INCLUDED / NOT INCLUDED

At Peru Hike company, we specify the included and non-included services under all the tour itineraries listed on our website. We take care of all the logistics, but please pay attention to the details to avoid missing anything. Some items may be different for specific programs, so please read carefully before booking with us.

WHAT IS INCLUDED?

High Quality Service & Safety

- ✓ Pre-departure briefing
- ✓ Experienced Guide speaks English and Spanish
- ✓ A professional cook only for our group
- ✓ Motorola Talkabout Radio, for communication
- ✓ Medical Kit – First Aid Kit
- ✓ One duffle bag per person
- ✓ Customer Service 24/7
- ✓ Extra oxygen

Private Camping Equipment

- ✓ We also include a large tent with table and chairs for you to enjoy your meal without worry-free, and all the cooking equipment, carried by our porters and horses
- ✓ We also included a portable toilet

Permits & Entrance Tickets

- ✓ Entrance Ticket to Machu Picchu Circuit (1 or 2)

Transportation.

- ✓ Private transportation from Cusco to the start of the trek
- ✓ **Horses, and muleteers'** horses carry your 8-kg / 16-pound personal items.
- ✓ Private transportation from the end of the walk to the Ollantaytambo train station
- ✓ **Day 4:** Train Ticket from Ollantaytambo To Aguas Calientes
- ✓ **Day 5:** Bus ticket to Machu Picchu round trip
- ✓ **Day 5:** Train Ticket from Aguas Calientes to Ollantaytambo
- ✓ **Day 5:** Private transport from Ollantaytambo train station to your hotel in Cusco.

Meals


- ✓ Meals: 5 Breakfasts, 4 Lunches, and 4 Dinners
- ✓ Meals: vegetarian and vegan
- ✓ Water to drink on the trail every day
- ✓ Wake up tea, every morning
- ✓ Tea Time or Happy Hour, every afternoon
- ✓ Snacks on the trail daily
- ✓ Products for hygiene

Accommodation

- ✓ Personal Accommodation in Private Campsites
- ✓ 4-season tent (4-person capacity tent, reserved for 2 travelers only)
- ✓ 1 Polar sheet per person
- ✓ Pillows throughout the tour
- ✓ Rubber warmers, for the night
- ✓ Hotel in Aguas Calientes

Additional Inclusions

- ✓ Therm-a-Rest® PRO Air Sleeping Pad
- ✓ Sleeping Bag Rated to -20°C (-4°F)
- ✓ Trekking Poles



WHICH IS NOT INCLUDED?

What Is Not Included?

- Travel Insurance
- Tips for our staff
- Additional costs or delays out of control of the management





BEFORE YOU GO

Is it for me?

We want to make your trip to Peru as memorable and as carefree as possible. In this section, you'll find the answers to all the questions you have about traveling with Peru Hike Company in one place. Please read the following information carefully – it will help you with any questions about our services.

How many days do I need to acclimate in Cusco before the Trek?

It's very important to be well acclimated to the altitude before exerting yourself on a trek. We recommend that you arrive in Cusco at least 2 or 3 days before the trek starts to help you adjust and avoid possible problems with altitude sickness while on the trek. You might have already been in another area of Peru at a high altitude before arriving in Cusco. In that case, we still recommend you have a whole day in Cusco to rest, recover from your travel, and enjoy the sights and sounds of Cusco before departing for the trek. Here are some suggestions for activities to do in the Cusco vicinity before starting your adventure trek:

City Tour and Sacred Valley



City Tour



Sacred Valley



Briefing or Informative Meeting

All information meetings and briefings are held in our main office in Cusco (or your hotel) at 6:00 pm, one night before the tour begins. These meetings last approximately 30 to 45 minutes. If you're unable to attend, you must coordinate another meeting by email, by phone or at the Peru Hike Company office.



Trek Balance Payment (in Cusco)

The trek has to be paid for in full at most 6:30 pm one day before your departure (generally after the briefing). It would be much appreciated if you pay the trek balance in cash US dollars or local currency at our office in Cusco.

You can withdraw some money from several ATMs along Avenida Sol (either in US dollars or local Peruvian Soles). You can pay by credit card or PAYPAL online, but you will have to pay a charge, charged by VISA and PAYPAL. We do not accept bank checks or payment of the balance by traveler's checks.




Group tours

Group tours are made up of different types of people, then physical conditions and ages can vary. By agreeing to be part of a group tour, you also accept that some people may be faster or slower than you. Therefore, each person can go at their own pace on the route. It may be the case that a group wishes to modify the tour; however, the guide will be the one who decides, after consulting with all the participants, if such modifications are possible.




Duffel Bag or Canvas Case

You'll receive a canvas case or duffel bag during your briefing. Our horses will carry them, and the horsemen will hand them to you when you get to each camp. They measure 60 x 24 x 22 cm (23.6 x 9.45 x 8.66 in). A maximum of 8 kg / 17 lb is allowed for each duffel bag, including the weight of your sleeping bag, sleeping mat, clothes, and other personal items.




Strikes and demonstrations

Strikes and demonstrations are usually common in Peru, and this may interrupt some of our tours. Roads can be blocked, and train tracks can be taken over. However, we will try to keep your trip as originally planned, even if it means leaving the night before the scheduled date. Under these circumstances, tours may also be canceled. In case of changes or cancellations, everything will be coordinated with you by our operations department. Your safety is our highest priority, and our decisions will be made to protect it.



Can I store my luggage at your office?

Of course! During the trip, your main luggage can be stored at our office (you can organize it with us on the briefing day or by email) or at your hotel, both free of charge. Any equipment that you won't need on the trek can be stored safely in your hotel. Nearly every hotel will provide this service. Don't leave items of value with your bags; put them in the hotel safe and obtain an itemized receipt (in the unlikely case of the, many insurance companies require that you have a copy of the receipt itemizing everything). It's best to put items such as credit cards inside a sealed, signed envelope for extra peace of mind.



Lost Objects

Please pay attention to where you leave your things and remember to take everything once you leave our transport, tents, or restaurants. You're the only one responsible for your objects during the tour.



Pick up of guests

Peru Hike Company can pick you up from your hotel, as long as it's in the Historical Center of Cusco. Your guide will coordinate the pickup time in the briefing session, but please keep in mind that the time may vary between 30 and 45 minutes due to traffic. Cusco is an old city, meaning it has many narrow cobble streets. Some hotels and Airbnbs may be located on streets without access to cars or on long, steep slopes, making it difficult to transport luggage. We strongly recommend that you book accommodation with good access.

THANKS!

DO YOU HAVE ANY QUESTIONS?



24 HRS. EMERGENCY

CALL: +51 917815987

[Opening hours – 7:30 am to 19:30 pm]



Phone: +51 917815987

Email: info@peruhike.com

web: www.peruhike.com



Location:

[Cusco, Peru Click here](#)

